





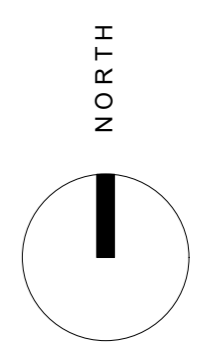


-  Structure Plan Boundary
-  Existing 5m Contours
-  ONL Boundary (proposed)
-  SAL Boundary (proposed)
-  ONL Boundary (existing)
-  SAL Boundary (existing)



draft

rough & milne landscape architects
 24 Dunganon Street Tel +64 3 974 7940
 Level 1, Tekoa House
 PO Box 349, Wanaka 9343 info@roughandmilne.co.nz

Site Aerial with ONL & SAL
 Shannon Farm
 144 Ripponvale Road
 Cromwell

JOB No.	18065
SCALE	1:5000 @ A2
DATE	25/05/2020
DESIGNED	TM
DRAWN	AN
CHECKED	TM
STATUS	FOR DISCUSSION
DRAWING No.	REVISION
L 3.0	0

