

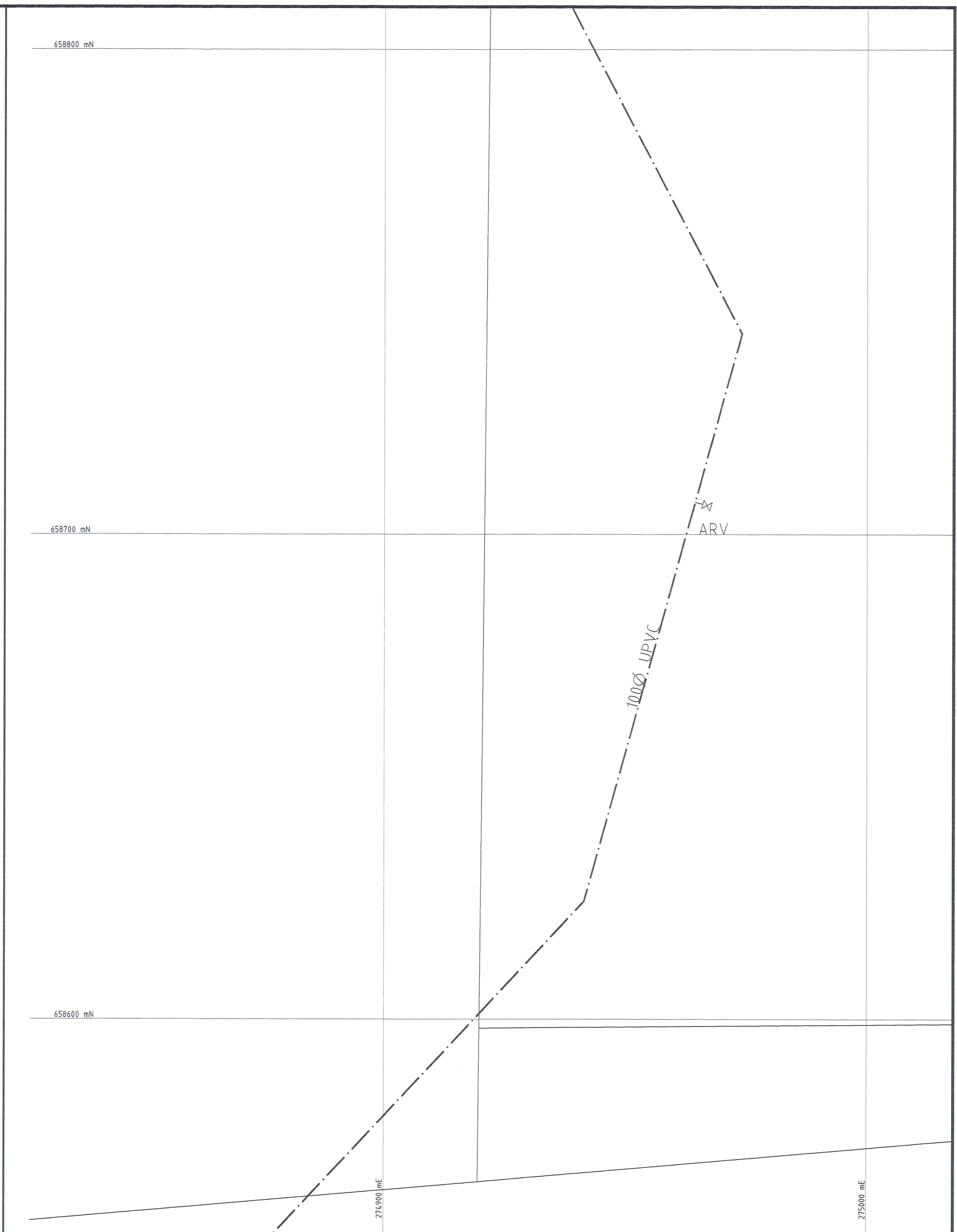
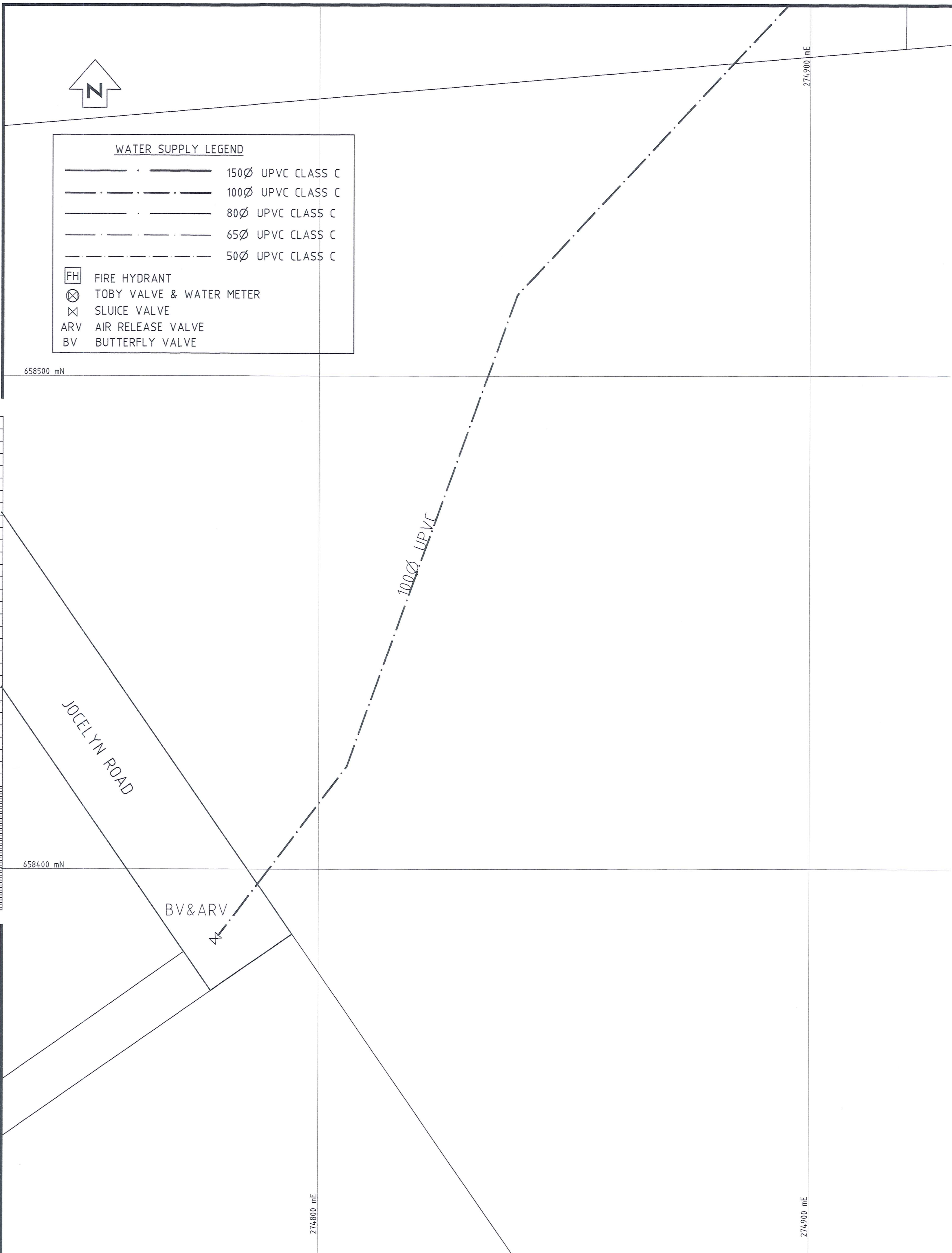
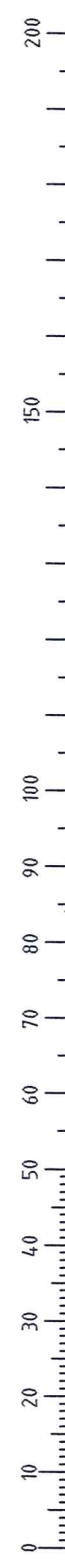


WATER SUPPLY LEGEND

- 150Ø UPVC CLASS C
- 100Ø UPVC CLASS C
- 80Ø UPVC CLASS C
- 65Ø UPVC CLASS C
- 50Ø UPVC CLASS C
- FIRE HYDRANT
- TOBY VALVE & WATER METER
- SLUICE VALVE
- ARV AIR RELEASE VALVE
- BV BUTTERFLY VALVE

ORIGINAL SIZE A1

DO NOT SCALE - IF IN DOUBT, ASK



| REV | AMENDMENTS | DATE | INITIAL |
|-----|------------|------|---------|
| | | | |
| | | | |
| | | | |
| | | | |
| | | | |

CAD REF : P:\18000\18900\18900.31.01\cad\18900.31.01-01
 XREFS : XBSERV

SDR REF : -

COPYRIGHT ©
 These drawings shall only be used for the purpose for which they were supplied.
 Any re-use is prohibited and no part of this document may be reproduced or
 distributed without the written permission of Montgomery Watson New Zealand Ltd.


| | Name | Date |
|---------------|------|-------|
| SURVEYED | - | - |
| DESIGNED | - | - |
| DESIGN CHECK | - | - |
| DRAWN | PKS | 06/00 |
| DRAWING CHECK | - | - |
| APPROVED | - | - |



BANNOCKBURN WATER SUPPLY
 AS-BUILT SERVICES

SHEET 1 OF 17

| | | |
|-----------------|--------------|-----------|
| Status Stamp | DRAFT | |
| Date Stamp | | |
| SCALES : 1:500 | Job No. | Sheet No. |
| 801/18900.31-01 | 01 | A |



DO NOT SCALE - IF IN DOUBT, ASK

ORIGINAL SIZE A1

659000 mN

658900 mN

658800 mN

275000 mE

275000 mE

275200 mE

275300 mE

100Ø UPVC

JOCELYN ROAD

25Ø

WATER SUPPLY LEGEND

- · — · — · — · — · — · — · — · — · — 150Ø UPVC CLASS C
- · — · — · — · — · — · — · — · — · — 100Ø UPVC CLASS C
- · — · — · — · — · — · — · — · — · — 80Ø UPVC CLASS C
- · — · — · — · — · — · — · — · — · — 65Ø UPVC CLASS C
- · — · — · — · — · — · — · — · — · — 50Ø UPVC CLASS C
- FIRE HYDRANT
- TOBY VALVE & WATER METER
- SLUICE VALVE
- AIR RELEASE VALVE
- BUTTERFLY VALVE

| REV | AMENDMENTS | DATE | INITIAL |
|-----|------------|------|---------|
| | | | |
| | | | |
| | | | |
| | | | |
| | | | |
| | | | |
| | | | |
| | | | |
| | | | |
| | | | |

CAD REF : P:\18000\18900\18900.31.01\cad\18900.31.01-02
 XREFS : XBBSERV

SDR REF : -

COPYRIGHT ©
 These drawings shall only be used for the purpose for which they were supplied.
 Any re-use is prohibited and no part of this document may be reproduced or
 distributed without the written permission of Montgomery Watson New Zealand Ltd.

| | Name | Date |
|---------------|------|-------|
| SURVEYED | - | - |
| DESIGNED | - | - |
| DESIGN CHECK | - | - |
| DRAWN | PKS | 06/00 |
| DRAWING CHECK | - | - |
| APPROVED | - | - |



BANNOCKBURN WATER SUPPLY
 AS-BUILT SERVICES

SHEET 2 OF 17

| | | |
|-----------------|--------------|-----------|
| Status Stamp | DRAFT | |
| Date Stamp | | |
| SCALES : 1:500 | Job No. | Sheet No. |
| 801/18900.31-01 | 02 | A |

DO NOT SCALE - IF IN DOUBT, ASK

ORIGINAL SIZE A1



659200 mN

275200 mE

QUARTZVILLE ROAD

100Ø UPVC

BV

659100 mN

275200 mE

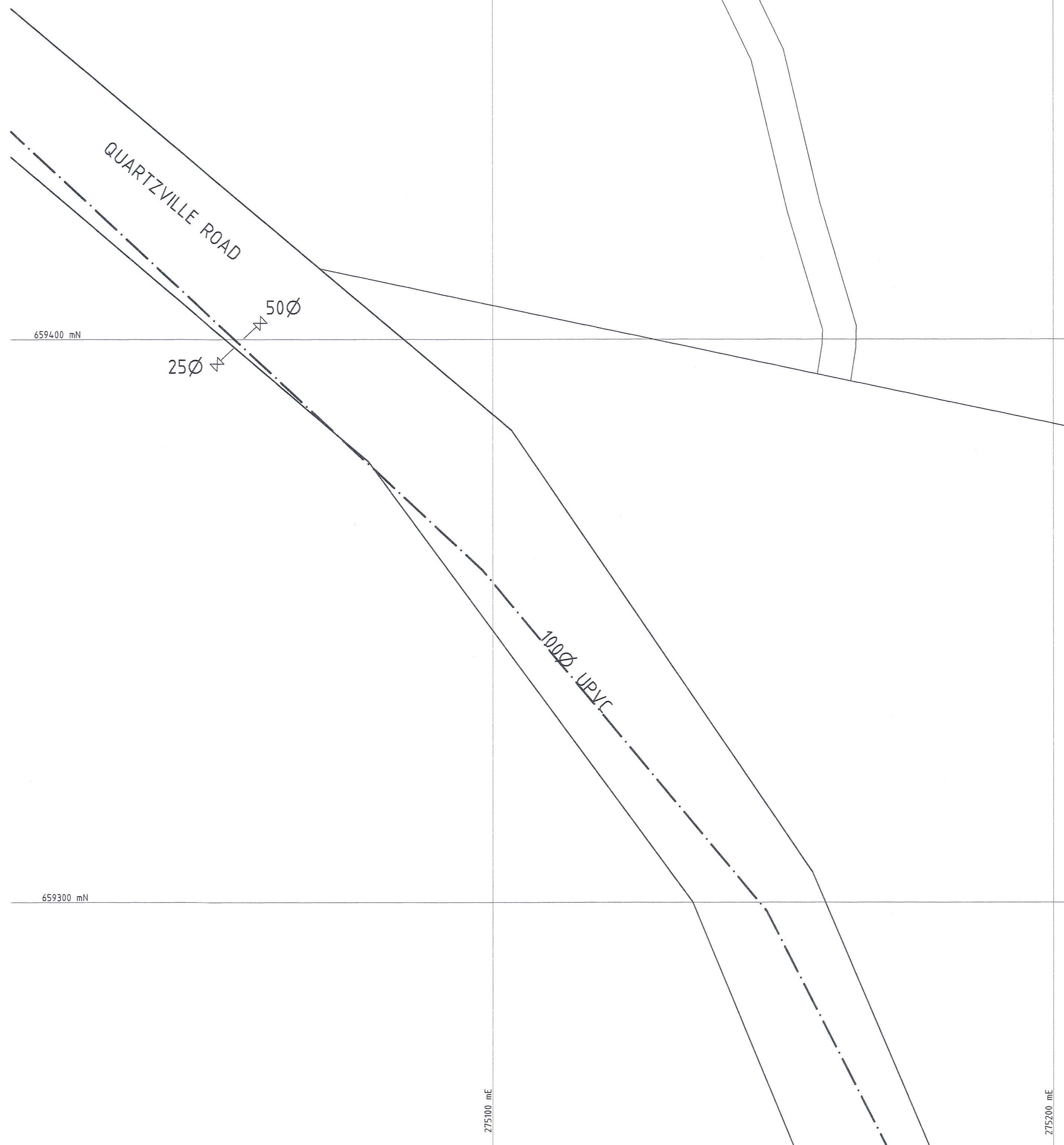
50Ø

25Ø

BV

JOCELYN ROAD

| WATER SUPPLY LEGEND | |
|---------------------|--------------------------|
| | 150Ø UPVC CLASS C |
| | 100Ø UPVC CLASS C |
| | 80Ø UPVC CLASS C |
| | 65Ø UPVC CLASS C |
| | 50Ø UPVC CLASS C |
| | FIRE HYDRANT |
| | TOBY VALVE & WATER METER |
| | SLUICE VALVE |
| | AIR RELEASE VALVE |
| | BUTTERFLY VALVE |



| REV | DATE | INITIAL | AMENDMENTS |
|-----|------|---------|------------|
| | | | |
| | | | |
| | | | |

CAD REF : P:\18000\18900\18900.31.01\cad\18900.31.01-03
 XREFS : X8BSERV

SDR REF : -

COPYRIGHT ©
 These drawings shall only be used for the purpose for which they were supplied.
 Any re-use is prohibited and no part of this document may be reproduced or
 distributed without the written permission of Montgomery Watson New Zealand Ltd.

| | Name | Date |
|---------------|------|-------|
| SURVEYED | - | - |
| DESIGNED | - | - |
| DESIGN CHECK | - | - |
| DRAWN | PKS | 06/00 |
| DRAWING CHECK | - | - |
| APPROVED | - | - |



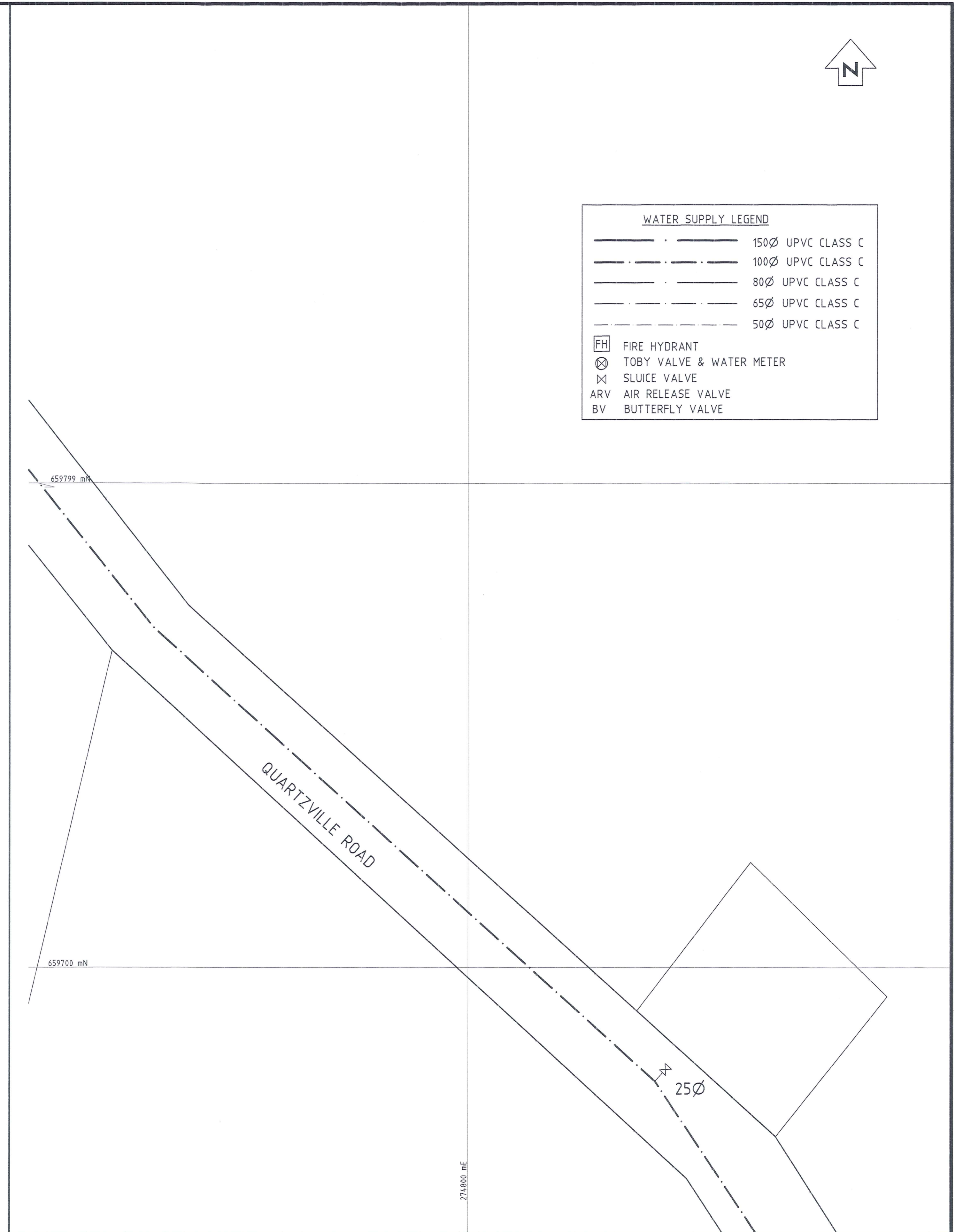
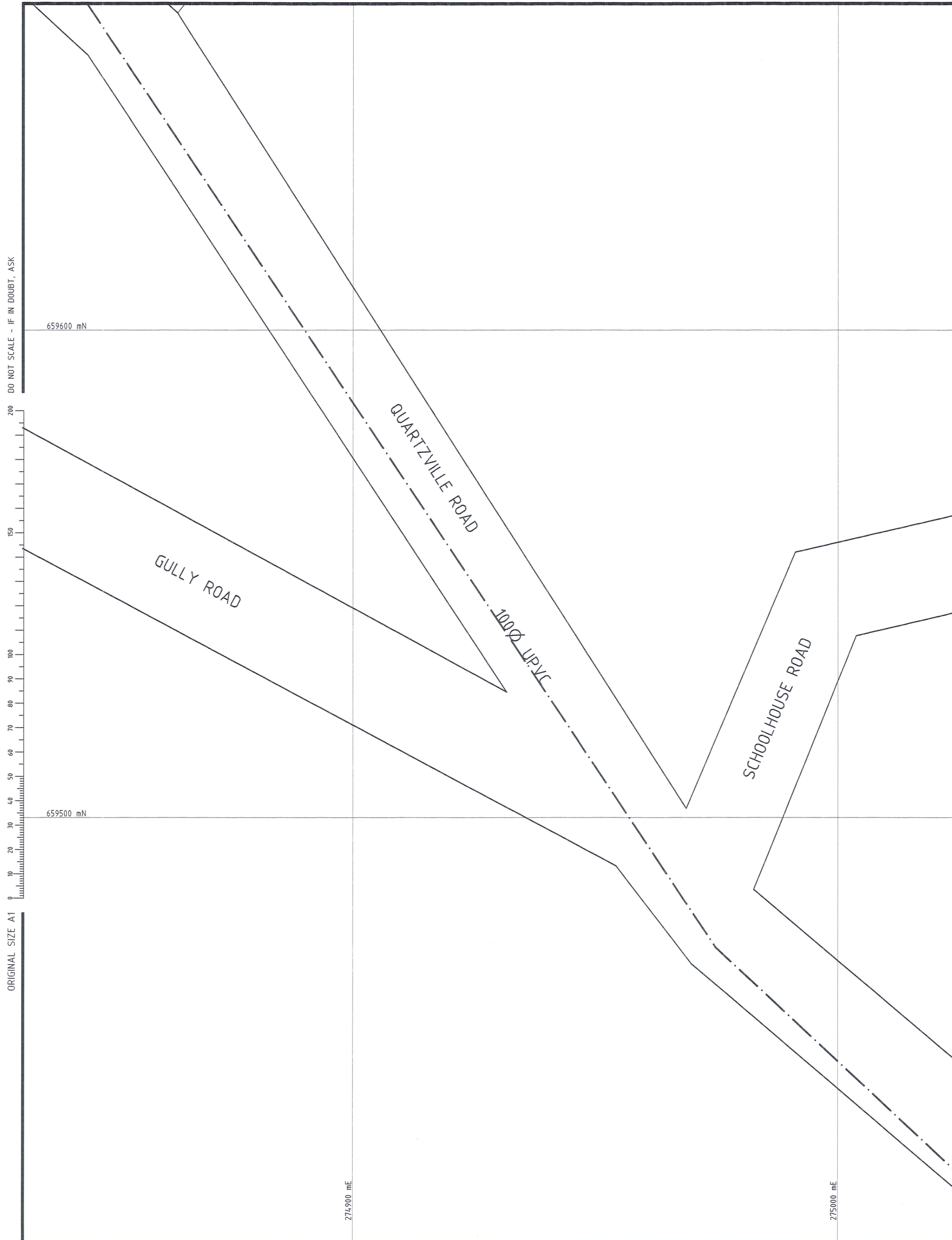
BANNOCKBURN WATER SUPPLY
 AS-BUILT SERVICES

SHEET 3 OF 17

| | | |
|-----------------|-----------|------|
| Status Stamp | | |
| DRAFT | | |
| Date Stamp | | |
| | | |
| SCALES : 1:500 | | |
| Job No. | Sheet No. | Rev. |
| 801/18900.31-01 | 03 | A |



| WATER SUPPLY LEGEND | |
|---------------------|----------------------------|
| | 150Ø UPVC CLASS C |
| | 100Ø UPVC CLASS C |
| | 80Ø UPVC CLASS C |
| | 65Ø UPVC CLASS C |
| | 50Ø UPVC CLASS C |
| | FH FIRE HYDRANT |
| | ⊗ TOBY VALVE & WATER METER |
| | ⊗ SLUICE VALVE |
| | ARV AIR RELEASE VALVE |
| | BV BUTTERFLY VALVE |



| REV | AMENDMENTS | DATE | INITIAL |
|-----|------------|------|---------|
| | | | |
| | | | |
| | | | |
| | | | |

CAD REF : P:\18000\18900\18900.31.01\cad\18900.31.01-04
 XREFS : X88SERV

SDR REF : -

COPYRIGHT ©
 These drawings shall only be used for the purpose for which they were supplied.
 Any re-use is prohibited and no part of this document may be reproduced or
 distributed without the written permission of Montgomery Watson New Zealand Ltd.

| | Name | Date |
|---------------|------|-------|
| SURVEYED | - | - |
| DESIGNED | - | - |
| DESIGN CHECK | - | - |
| DRAWN | PKS | 06/00 |
| DRAWING CHECK | - | - |
| APPROVED | - | - |



BANNOCKBURN WATER SUPPLY
 AS-BUILT SERVICES

SHEET 4 OF 17

| | | |
|----------------|-----------------|-----------|
| Status Stamp | DRAFT | |
| Date Stamp | | |
| SCALES : 1:500 | Job No. | Sheet No. |
| | 801/18900.31-01 | 04 |
| | | Rev. |
| | | A |



WATER SUPPLY LEGEND

| | |
|--|--------------------------|
| | 150Ø UPVC CLASS C |
| | 100Ø UPVC CLASS C |
| | 80Ø UPVC CLASS C |
| | 65Ø UPVC CLASS C |
| | 50Ø UPVC CLASS C |
| | FIRE HYDRANT |
| | TOBY VALVE & WATER METER |
| | SLUICE VALVE |
| | AIR RELEASE VALVE |
| | BUTTERFLY VALVE |

NOTE.
SEE ATTACHED FINDER
DIAGRAMS FOR LOCATION OF
CONSUMER CONNECTIONS.

ORIGINAL SIZE A1
DO NOT SCALE - IF IN DOUBT, ASK

| REV | AMENDMENTS | DATE | INITIAL |
|-----|------------|------|---------|
| | | | |
| | | | |
| | | | |
| | | | |

CAD REF : P:\18000\18900\18900.31.01\cad\18900.31.01-05
XREFS : XBBSERV

SDR REF : -

COPYRIGHT ©
These drawings shall only be used for the purpose for which they were supplied.
Any re-use is prohibited and no part of this document may be reproduced or
distributed without the written permission of Montgomery Watson New Zealand Ltd.

| | Name | Date |
|---------------|------|-------|
| SURVEYED | - | - |
| DESIGNED | - | - |
| DESIGN CHECK | - | - |
| DRAWN | PKS | 06/00 |
| DRAWING CHECK | - | - |
| APPROVED | - | - |



BANNOCKBURN WATER SUPPLY
AS-BUILT SERVICES

SHEET 5 OF 17

| | | |
|-----------------|--------------|------|
| Status Stamp | DRAFT | |
| Date Stamp | | |
| SCALES : 1:500 | | |
| Job No. | Sheet No. | Rev. |
| 801/18900.31-01 | 05 | A |



ORIGINAL SIZE A1

DO NOT SCALE - IF IN DOUBT, ASK

| REV | AMENDMENTS | DATE | INITIAL |
|-----|------------|------|---------|
| | | | |
| | | | |
| | | | |
| | | | |

CAD REF : P:\18000\18900\18900.31.01\cad\18900.31.01-06
 XREFS : XBBSEV

SDR REF : -

COPYRIGHT ©
 These drawings shall only be used for the purpose for which they were supplied.
 Any re-use is prohibited and no part of this document may be reproduced or
 distributed without the written permission of Montgomery Watson New Zealand Ltd.

| | Name | Date |
|---------------|------|-------|
| SURVEYED | - | - |
| DESIGNED | - | - |
| DESIGN CHECK | - | - |
| DRAWN | PKS | 06/00 |
| DRAWING CHECK | - | - |
| APPROVED | - | - |



BANNOCKBURN WATER SUPPLY
 AS-BUILT SERVICES

SHEET 6 OF 17

| | | |
|-----------------|--------------|-----------|
| Status Stamp | DRAFT | |
| Date Stamp | | |
| SCALES - 1:500 | Job No. | Sheet No. |
| 801/18900.31-01 | 06 | A |



660700 mN

660600 mN

660500 mN

2744901 mE

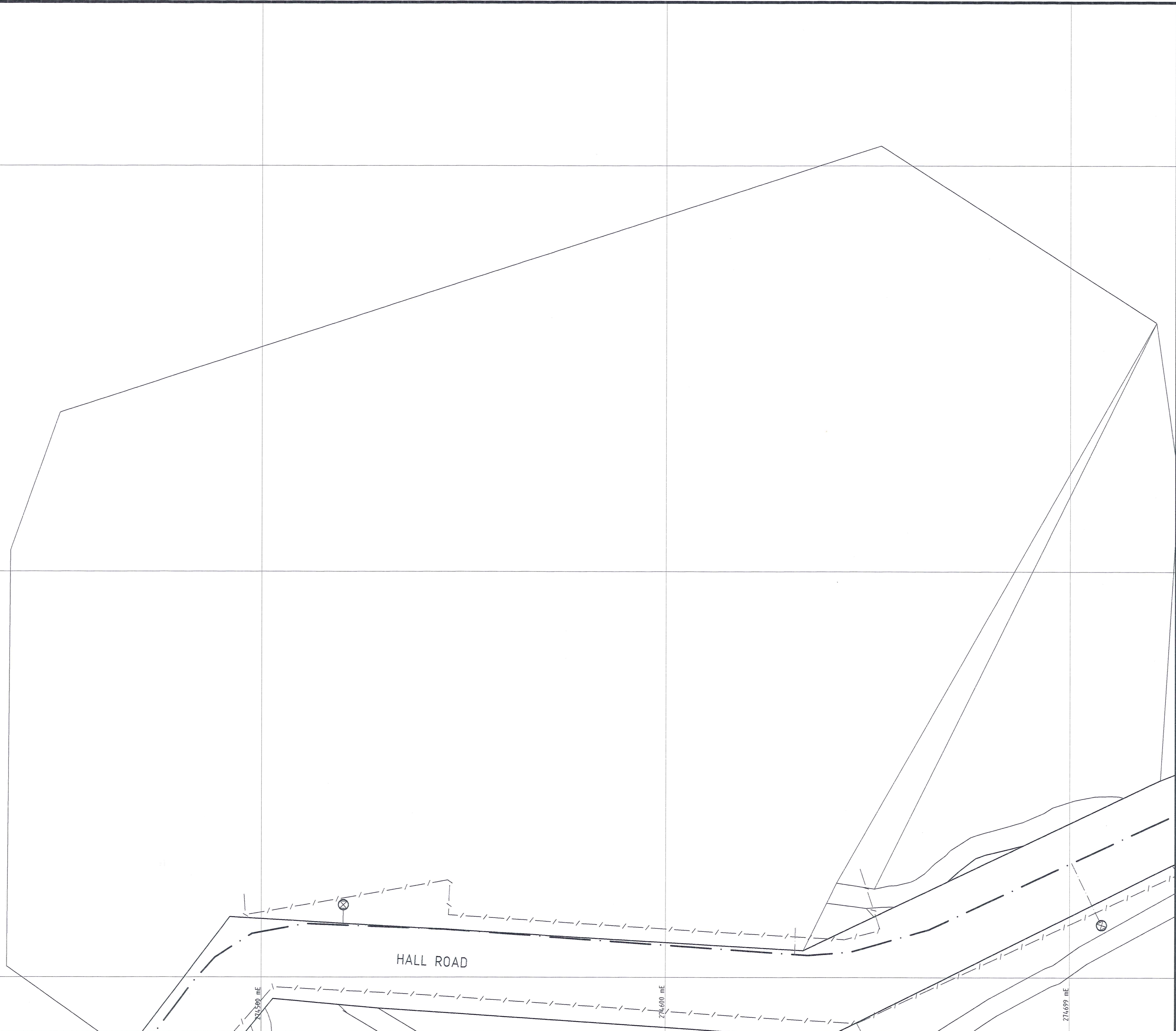
2744900 mE

2744900 mE

2744900 mE

| WATER SUPPLY LEGEND | |
|---------------------|--------------------------|
| | 150Ø UPVC CLASS C |
| | 100Ø UPVC CLASS C |
| | 80Ø UPVC CLASS C |
| | 65Ø UPVC CLASS C |
| | 50Ø UPVC CLASS C |
| | FIRE HYDRANT |
| | TOBY VALVE & WATER METER |
| | SLUICE VALVE |
| | AIR RELEASE VALVE |
| | BUTTERFLY VALVE |

ORIGINAL SIZE AT 0 10 20 30 40 50 60 70 80 90 100 150 200 DO NOT SCALE - IF IN DOUBT, ASK



| REV | AMENDMENTS | DATE | INITIAL |
|-----|------------|------|---------|
| | | | |
| | | | |
| | | | |

CAD REF : P:\18000\18900\18900.31.01\cad\18900.31.01-07
 XREFS : XBBSEV

SDR REF : -

COPYRIGHT ©
 These drawings shall only be used for the purpose for which they were supplied.
 Any re-use is prohibited and no part of this document may be reproduced or
 distributed without the written permission of Montgomery Watson New Zealand Ltd.

| | Name | Date |
|---------------|------|-------|
| SURVEYED | - | - |
| DESIGNED | - | - |
| DESIGN CHECK | - | - |
| DRAWN | PKS | 06/00 |
| DRAWING CHECK | - | - |
| APPROVED | - | - |



BANNOCKBURN WATER SUPPLY
 AS-BUILT SERVICES

SHEET 7 OF 17

| | | |
|-----------------|--------------|-----------|
| Status Stamp | DRAFT | |
| Date Stamp | | |
| SCALES : 1:500 | Job No. | Sheet No. |
| 801/18900.31-01 | 07 | A |



DOMAIN ROAD

WATER SUPPLY LEGEND

- 150Ø UPVC CLASS C
- - - 100Ø UPVC CLASS C
- 80Ø UPVC CLASS C
- - - 65Ø UPVC CLASS C
- - - 50Ø UPVC CLASS C
- FIRE HYDRANT
- TOBY VALVE & WATER METER
- SLUICE VALVE
- AIR RELEASE VALVE
- BUTTERFLY VALVE

HALL ROAD

500Ø LDPE

DO NOT SCALE - IF IN DOUBT, ASK

ORIGINAL SIZE A1

660700 mN

660600 mN

660500 mN

2714800 mE

2714900 mE

2715000 mE

CAD REF : P:\18000\18900\18900.31.01\cad\18900.31.01-08
XREFS : XBBSERV

SDR REF : -

COPYRIGHT ©
These drawings shall only be used for the purpose for which they were supplied.
Any re-use is prohibited and no part of this document may be reproduced or
distributed without the written permission of Montgomery Watson New Zealand Ltd.

| | Name | Date |
|---------------|------|-------|
| SURVEYED | - | - |
| DESIGNED | - | - |
| DESIGN CHECK | - | - |
| DRAWN | PKS | 06/00 |
| DRAWING CHECK | - | - |
| APPROVED | - | - |

**MONTGOMERY
WATSON**



**CENTRAL OTAGO
DISTRICT COUNCIL**

BANNOCKBURN WATER SUPPLY
AS-BUILT SERVICES

SHEET 8 OF 17

Status Stamp

Date Stamp

Date Stamp

SCALES : 1:500

Job No.

801/18900.31-01

Sheet No.

08

Rev.

A

DRAFT

REV AMENDMENTS

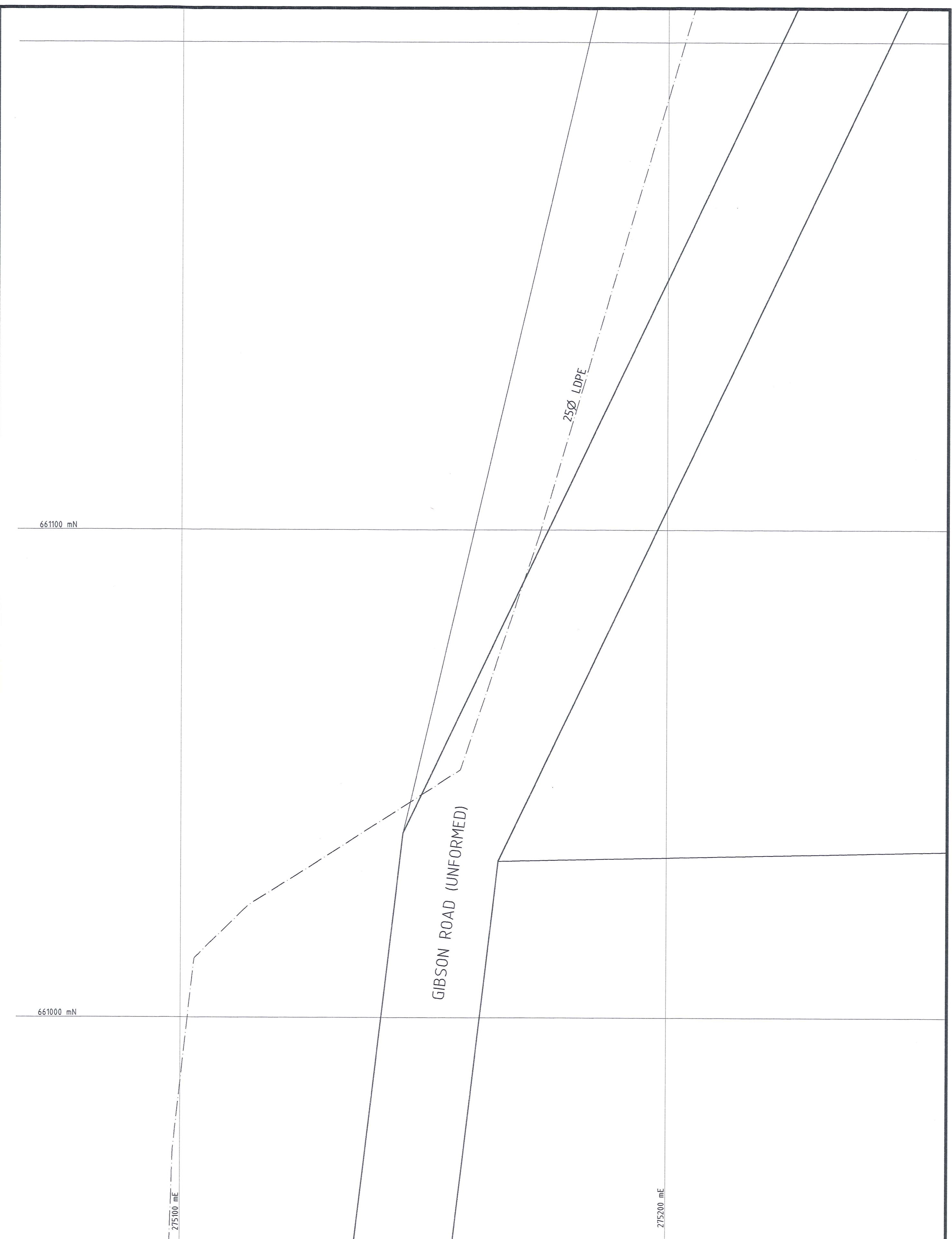
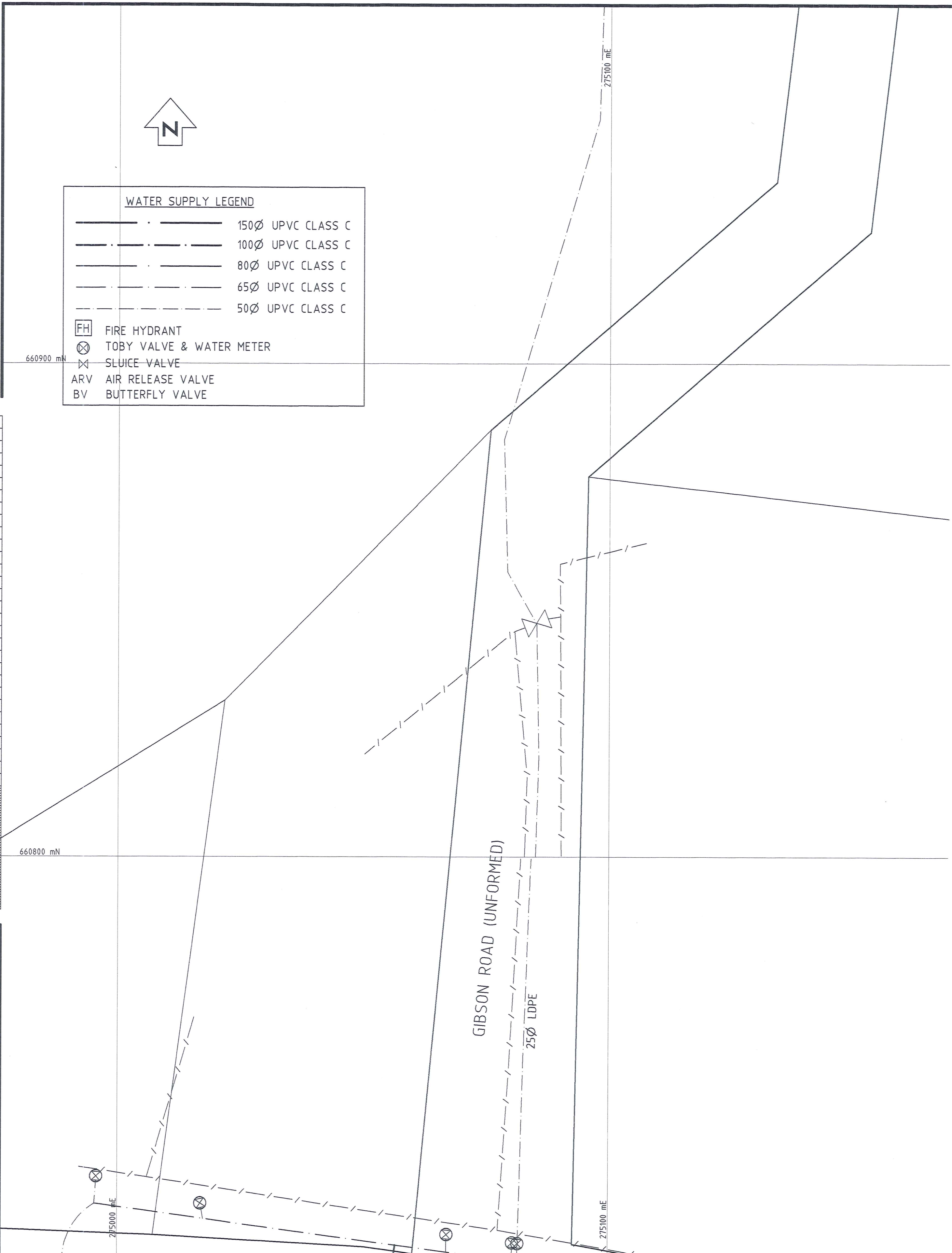
DATE INITIAL

DO NOT SCALE - IF IN DOUBT, ASK

ORIGINAL SIZE A1




| WATER SUPPLY LEGEND | |
|---------------------|--------------------------|
| | 150Ø UPVC CLASS C |
| | 100Ø UPVC CLASS C |
| | 80Ø UPVC CLASS C |
| | 65Ø UPVC CLASS C |
| | 50Ø UPVC CLASS C |
| | FIRE HYDRANT |
| | TOBY VALVE & WATER METER |
| | SLUICE VALVE |
| | ARV AIR RELEASE VALVE |
| | BY BUTTERFLY VALVE |



| REV | AMENDMENTS | DATE | INITIAL |
|-----|------------|------|---------|
| | | | |
| | | | |
| | | | |
| | | | |

CAD REF : P:\18900\18900\18900.31.01\cad\18900.31.01-09
 XREFS : XBBSERV
 SDR REF : -
 COPYRIGHT ©
 These drawings shall only be used for the purpose for which they were supplied.
 Any re-use is prohibited and no part of this document may be reproduced or
 distributed without the written permission of Montgomery Watson New Zealand Ltd.

| | Name | Date |
|---------------|------|-------|
| SURVEYED | - | - |
| DESIGNED | - | - |
| DESIGN CHECK | - | - |
| DRAWN | PKS | 06/00 |
| DRAWING CHECK | - | - |
| APPROVED | - | - |



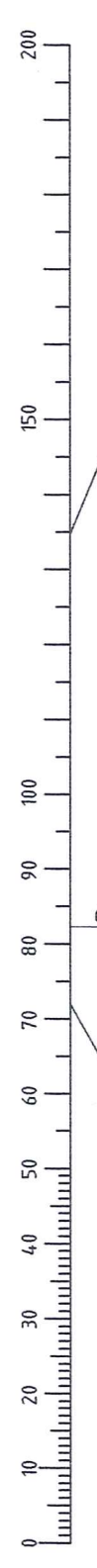
BANNOCKBURN WATER SUPPLY
 AS-BUILT SERVICES
 SHEET 9 OF 17

| | | |
|-----------------|--------------|-----------|
| Status Stamp | DRAFT | |
| Date Stamp | | |
| SCALES : 1:500 | Job No. | Sheet No. |
| 801/18900.31-01 | 09 | A |



ORIGINAL SIZE A1

DO NOT SCALE - IF IN DOUBT, ASK



| WATER SUPPLY LEGEND | |
|---------------------|--------------------------|
| | 150Ø UPVC CLASS C |
| | 100Ø UPVC CLASS C |
| | 80Ø UPVC CLASS C |
| | 65Ø UPVC CLASS C |
| | 50Ø UPVC CLASS C |
| | FIRE HYDRANT |
| | TOBY VALVE & WATER METER |
| | SLUICE VALVE |
| | AIR RELEASE VALVE |
| | BUTTERFLY VALVE |



| REV | AMENDMENTS | DATE | INITIAL |
|-----|------------|------|---------|
| | | | |
| | | | |
| | | | |

CAD REF : P:\18000\18900\18900.31.01\cad\18900.31.01-10
 XREFS : XBBSERV

SDR REF : -

COPYRIGHT ©
 These drawings shall only be used for the purpose for which they were supplied.
 Any re-use is prohibited and no part of this document may be reproduced or
 distributed without the written permission of Montgomery Watson New Zealand Ltd.

| | Name | Date |
|---------------|------|-------|
| SURVEYED | - | - |
| DESIGNED | - | - |
| DESIGN CHECK | - | - |
| DRAWN | PKS | 06/00 |
| DRAWING CHECK | - | - |
| APPROVED | - | - |



BANNOCKBURN WATER SUPPLY
 AS-BUILT SERVICES

SHEET 10 OF 17

| | | |
|-----------------|--------------|-----------|
| Status Stamp | DRAFT | |
| Date Stamp | | |
| SCALES : 1:500 | Job No. | Sheet No. |
| 801/18900.31-01 | 10 | A |



| WATER SUPPLY LEGEND | |
|---------------------|--------------------------|
| | 150Ø UPVC CLASS C |
| | 100Ø UPVC CLASS C |
| | 80Ø UPVC CLASS C |
| | 65Ø UPVC CLASS C |
| | 50Ø UPVC CLASS C |
| | FH FIRE HYDRANT |
| | TOBY VALVE & WATER METER |
| | SLUICE VALVE |
| | ARV AIR RELEASE VALVE |
| | BV BUTTERFLY VALVE |


ORIGINAL SIZE A1
DO NOT SCALE - IF IN DOUBT, ASK

200
150
100
90
80
70
60
50
40
30
20
10
0
660700 mN
660600 mN
660500 mN
100 mE
100 mE
100 mE
100 mE
100 mE

| REV | AMENDMENTS | DATE | INITIAL |
|-----|------------|------|---------|
| | | | |
| | | | |
| | | | |

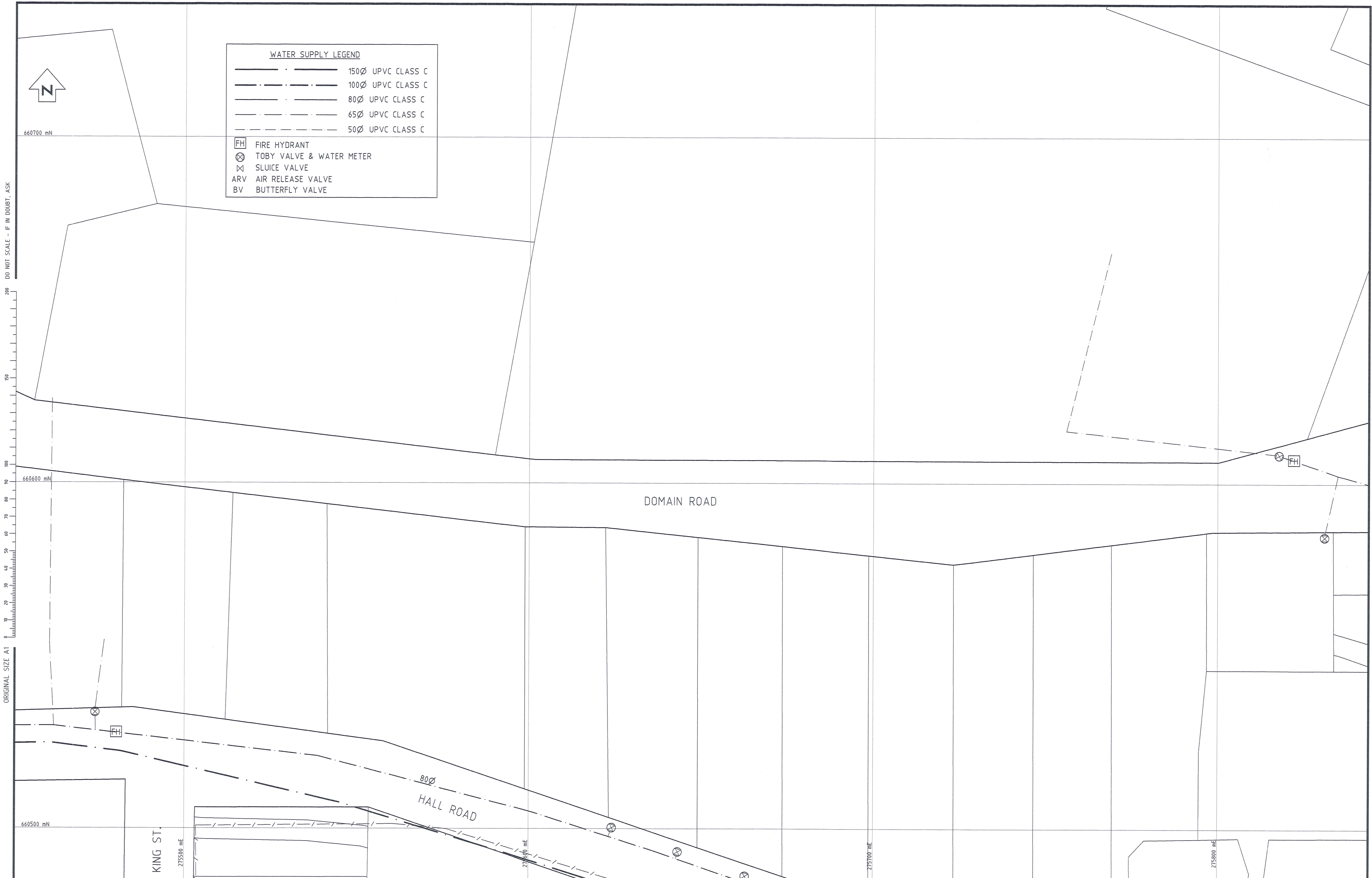
CAD REF : P:\18000\18900\18900.31.01\cad\18900.31.01-11
 XREFS : XBSERV
 SDR REF : -
 COPYRIGHT ©
 These drawings shall only be used for the purpose for which they were supplied.
 Any re-use is prohibited and no part of this document may be reproduced or
 distributed without the written permission of Montgomery Watson New Zealand Ltd.

| | Name | Date |
|---------------|------|-------|
| SURVEYED | - | - |
| DESIGNED | - | - |
| DESIGN CHECK | - | - |
| DRAWN | PKS | 06/00 |
| DRAWING CHECK | - | - |
| APPROVED | - | - |



BANNOCKBURN WATER SUPPLY
 AS-BUILT SERVICES
 SHEET 11 OF 17

| | | |
|-----------------|--------------|-----------|
| Status Stamp | DRAFT | |
| Date Stamp | | |
| SCALES : 1:500 | Job No. | Sheet No. |
| 801/18900.31-01 | 11 | A |




| REV | AMENDMENTS | DATE | INITIAL |
|-----|------------|------|---------|
| | | | |
| | | | |
| | | | |
| | | | |

CAD REF : P:\18000\18900\18900.31.01\cad\18900.31.01-12
 XREFS : XBBSERV

SDR REF : -

COPYRIGHT ©
 These drawings shall only be used for the purpose for which they were supplied.
 Any re-use is prohibited and no part of this document may be reproduced or
 distributed without the written permission of Montgomery Watson New Zealand Ltd.

| | Name | Date |
|---------------|------|-------|
| SURVEYED | - | - |
| DESIGNED | - | - |
| DESIGN CHECK | - | - |
| DRAWN | PKS | 06/00 |
| DRAWING CHECK | - | - |
| APPROVED | - | - |



BANNOCKBURN WATER SUPPLY
 AS-BUILT SERVICES

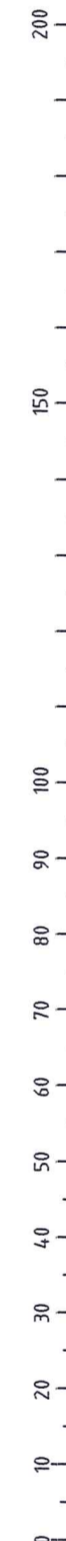
SHEET 12 OF 17

| | | |
|-----------------|--------------|-----------|
| Status Stamp | DRAFT | |
| Date Stamp | | |
| SCALES : 1:500 | Job No. | Sheet No. |
| 801/18900.31-01 | 12 | A |

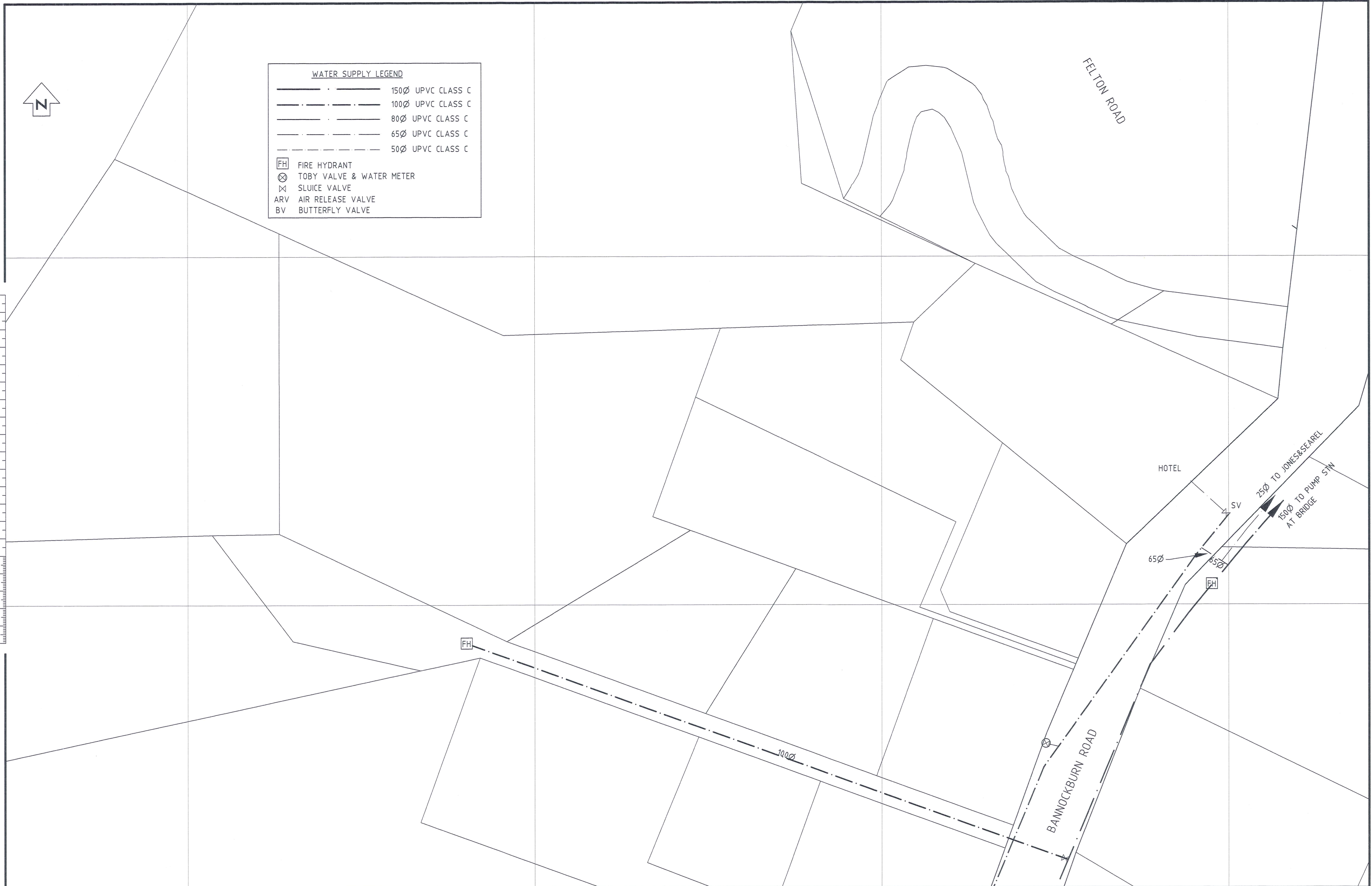


| WATER SUPPLY LEGEND | |
|---------------------|--------------------------|
| | 150Ø UPVC CLASS C |
| | 100Ø UPVC CLASS C |
| | 80Ø UPVC CLASS C |
| | 65Ø UPVC CLASS C |
| | 50Ø UPVC CLASS C |
| | FIRE HYDRANT |
| | TOBY VALVE & WATER METER |
| | SLUICE VALVE |
| | AIR RELEASE VALVE |
| | BUTTERFLY VALVE |

DO NOT SCALE - IF IN DOUBT, ASK



ORIGINAL SIZE A1



| REV | AMENDMENTS | DATE | INITIAL |
|-----|------------|------|---------|
| | | | |
| | | | |
| | | | |
| | | | |

CAD REF : P:\18000\18900\18900.31.01\cad\18900.31.01-13
 XREFS : XBBSEV

SDR REF : -

COPYRIGHT ©
 These drawings shall only be used for the purpose for which they were supplied.
 Any re-use is prohibited and no part of this document may be reproduced or
 distributed without the written permission of Montgomery Watson New Zealand Ltd.

| | Name | Date |
|---------------|------|-------|
| SURVEYED | - | - |
| DESIGNED | - | - |
| DESIGN CHECK | - | - |
| DRAWN | PKS | 06/00 |
| DRAWING CHECK | - | - |
| APPROVED | - | - |



BANNOCKBURN WATER SUPPLY
 AS-BUILT SERVICES

SHEET 13 OF 17

| | | |
|-----------------|--------------|-----------|
| Status Stamp | DRAFT | |
| Date Stamp | | |
| SCALES : 1:500 | Job No. | Sheet No. |
| 801/18900.31-01 | 13 | A |




ORIGINAL SIZE AT 0 10 20 30 40 50 60 70 80 90 100 150 200 DO NOT SCALE - IF IN DOUBT, ASK

| WATER SUPPLY LEGEND | |
|---------------------|----------------------------|
| | 150Ø UPVC CLASS C |
| | 100Ø UPVC CLASS C |
| | 80Ø UPVC CLASS C |
| | 65Ø UPVC CLASS C |
| | 50Ø UPVC CLASS C |
| | FH FIRE HYDRANT |
| | ⊗ TOBY VALVE & WATER METER |
| | ⊗ SLUICE VALVE |
| | ARV AIR RELEASE VALVE |
| | BV BUTTERFLY VALVE |

| REV | AMENDMENTS | DATE | INITIAL |
|-----|------------|------|---------|
| | | | |
| | | | |
| | | | |
| | | | |

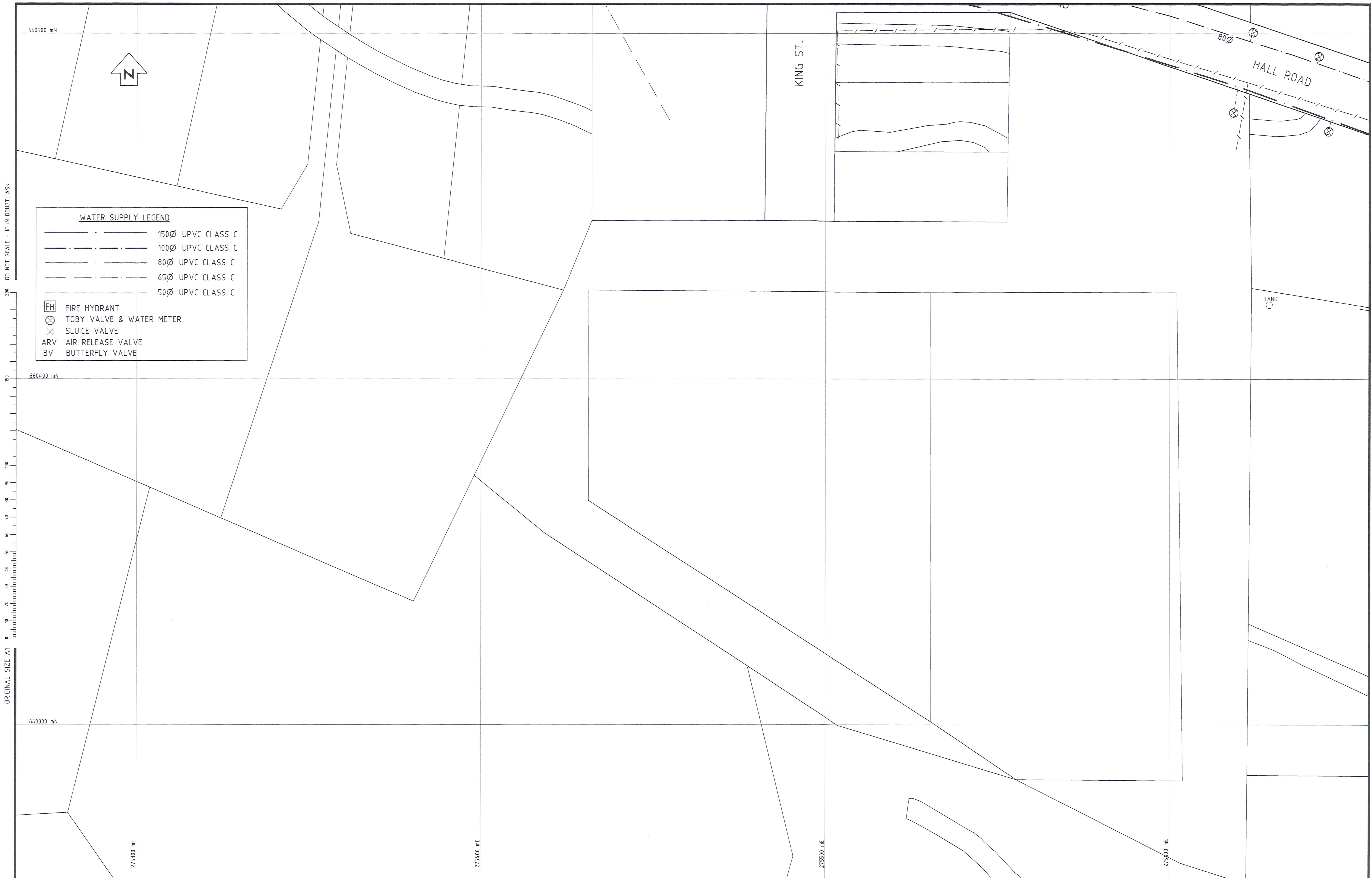
CAD REF : P:\18000\18900\18900.31.01\cad\18900.31.01-14
 XREFS : XBBSEV
 SDR REF : -
 COPYRIGHT ©
 These drawings shall only be used for the purpose for which they were supplied.
 Any re-use is prohibited and no part of this document may be reproduced or
 distributed without the written permission of Montgomery Watson New Zealand Ltd.

| | Name | Date |
|---------------|------|-------|
| SURVEYED | - | - |
| DESIGNED | - | - |
| DESIGN CHECK | - | - |
| DRAWN | PKS | 06/00 |
| DRAWING CHECK | - | - |
| APPROVED | - | - |



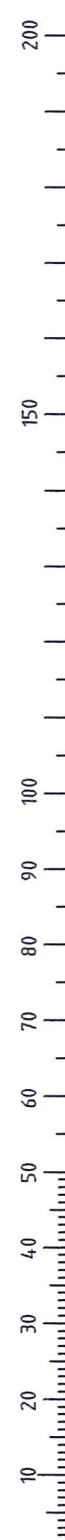
BANNOCKBURN WATER SUPPLY
 AS-BUILT SERVICES
 SHEET 14 OF 17

| | | |
|-----------------|--------------|-----------|
| Status Stamp | DRAFT | |
| Date Stamp | | |
| SCALES : 1:500 | Job No. | Sheet No. |
| 801/18900.31-01 | 14 | A |



ORIGINAL SIZE A1

DO NOT SCALE - IF IN DOUBT, ASK



| WATER SUPPLY LEGEND | |
|---------------------|--------------------------|
| | 150Ø UPVC CLASS C |
| | 100Ø UPVC CLASS C |
| | 80Ø UPVC CLASS C |
| | 65Ø UPVC CLASS C |
| | 50Ø UPVC CLASS C |
| | FIRE HYDRANT |
| | TOBY VALVE & WATER METER |
| | SLUICE VALVE |
| | AIR RELEASE VALVE |
| | BUTTERFLY VALVE |

| REV | AMENDMENTS | DATE | INITIAL |
|-----|------------|------|---------|
| | | | |
| | | | |
| | | | |

CAD REF : P:\18000\18900\18900.31.01\cad\18900.31.01-15
 XREFS : XBSERV

SDR REF : -

COPYRIGHT ©
 These drawings shall only be used for the purpose for which they were supplied.
 Any re-use is prohibited and no part of this document may be reproduced or
 distributed without the written permission of Montgomery Watson New Zealand Ltd.

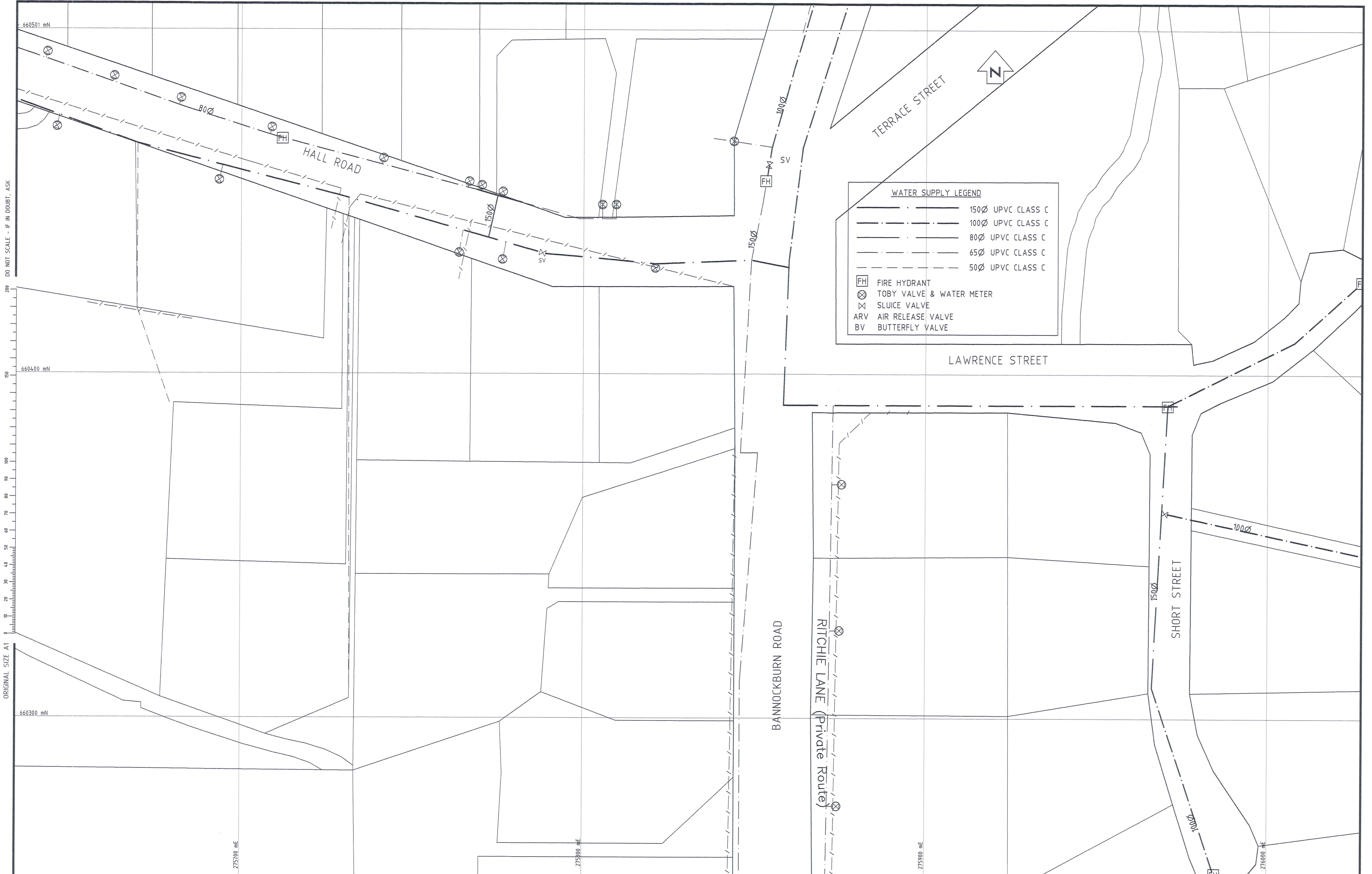
| | Name | Date |
|---------------|------|-------|
| SURVEYED | - | - |
| DESIGNED | - | - |
| DESIGN CHECK | - | - |
| DRAWN | PKS | 06/00 |
| DRAWING CHECK | - | - |
| APPROVED | - | - |



BANNOCKBURN WATER SUPPLY
 AS-BUILT SERVICES

SHEET 15 OF 17

| | | |
|-----------------|--------------|-----------|
| Status Stamp | DRAFT | |
| Date Stamp | | |
| SCALES : 1:500 | Job No. | Sheet No. |
| 801/18900.31-01 | 15 | A |




ORIGINAL SIZE A1
DO NOT SCALE - IF IN DOUBT, ASK

| REV | AMENDMENTS | DATE | INITIAL |
|-----|------------|------|---------|
| | | | |
| | | | |
| | | | |
| | | | |

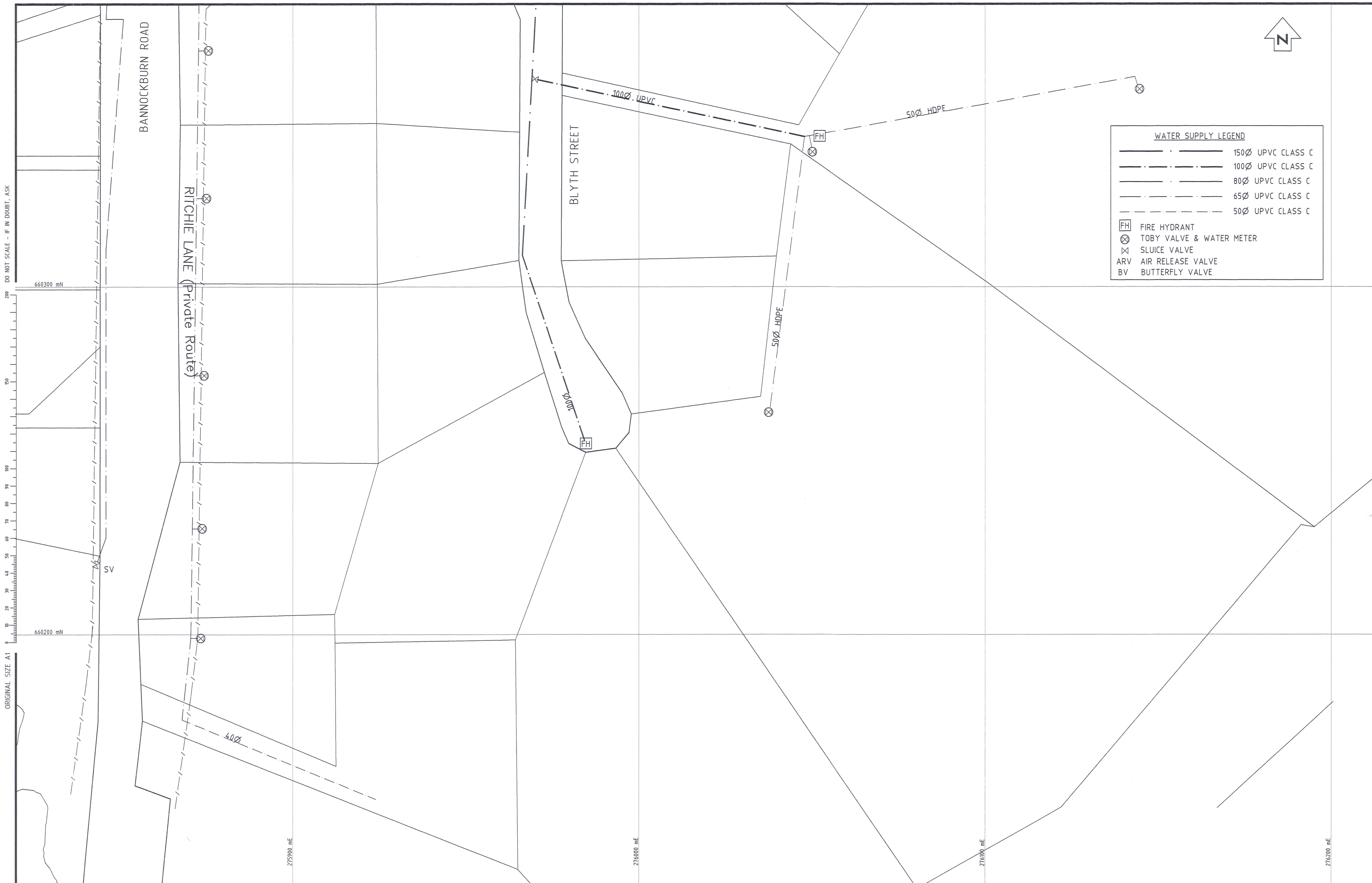
CAD REF : P:\18000\18900\18900.31.01\cad\18900.31.01-16
 XREFS : XBBSEV
 SDR REF : -
 COPYRIGHT ©
 These drawings shall only be used for the purpose for which they were supplied.
 Any reuse is prohibited and no part of this document may be reproduced or
 distributed without the written permission of Montgomery Watson New Zealand Ltd.

| | Name | Date |
|---------------|------|-------|
| SURVEYED | - | - |
| DESIGNED | - | - |
| DESIGN CHECK | - | - |
| DRAWN | PKS | 06/00 |
| DRAWING CHECK | - | - |
| APPROVED | - | - |



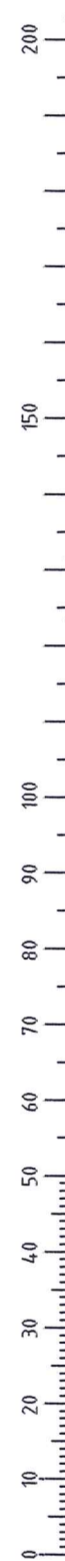
BANNOCKBURN WATER SUPPLY
 AS-BUILT SERVICES
 SHEET 16 OF 17

| | | | |
|-----------------|--------------|-----------|------|
| Status Stamp | DRAFT | | |
| Date Stamp | | | |
| SCALES : 1:500 | Job No. | Sheet No. | Rev. |
| 801/18900.31-01 | 16 | A | |



| WATER SUPPLY LEGEND | |
|---------------------|--------------------------|
| | 150Ø UPVC CLASS C |
| | 100Ø UPVC CLASS C |
| | 80Ø UPVC CLASS C |
| | 65Ø UPVC CLASS C |
| | 50Ø UPVC CLASS C |
| | FIRE HYDRANT |
| | TOBY VALVE & WATER METER |
| | SLUICE VALVE |
| | AIR RELEASE VALVE |
| | BUTTERFLY VALVE |

ORIGINAL SIZE A1



660300 mN

660200 mN

276900 mE

276800 mE

276700 mE

276600 mE

| REV | AMENDMENTS | DATE | INITIAL |
|-----|------------|------|---------|
| | | | |
| | | | |
| | | | |
| | | | |
| | | | |
| | | | |
| | | | |
| | | | |
| | | | |
| | | | |

CAD REF : P:\18000\18900\18900.31.01\cad\18900.31.01-17
 XREFS : XBBSEV

SDR REF : -

COPYRIGHT ©
 These drawings shall only be used for the purpose for which they were supplied.
 Any re-use is prohibited and no part of this document may be reproduced or
 distributed without the written permission of Montgomery Watson New Zealand Ltd.

| | Name | Date |
|---------------|------|-------|
| SURVEYED | - | - |
| DESIGNED | - | - |
| DESIGN CHECK | - | - |
| DRAWN | PKS | 06/00 |
| DRAWING CHECK | - | - |
| APPROVED | - | - |



BANNOCKBURN WATER SUPPLY
 AS-BUILT SERVICES

SHEET 17 OF 17

| | | |
|-----------------|--------------|-----------|
| Status Stamp | DRAFT | |
| Date Stamp | | |
| SCALES : 1:500 | Job No. | Sheet No. |
| 801/18900.31-01 | 17 | A |