

- NOTES**
1. IT IS THE CONTRACTORS RESPONSIBILITY TO CHECK ALL DIMENSIONS ON SITE.
 2. FIGURED DIMENSIONS TO BE TAKEN IN PREFERENCE TO SCALED DIMENSIONS.
 3. ANY DISCREPANCIES OR AMBIGUITIES, OR ANY INCONSISTENCIES BETWEEN THIS, OTHER DRAWINGS, AND THE SPECIFICATION ARE TO BE IMMEDIATELY REFERRED TO THE ENGINEER.

| NO | DATE | REVISION |
|----|------|----------|
| | | |
| | | |
| | | |
| | | |

T.H. JENKINS AND ASSOCIATES

Chartered Consulting Civil Structural Mechanical and Traffic Engineers
 55 - 59 GALA STREET, INVERCARGILL
 P. O. Box 93 Telephone 82-429

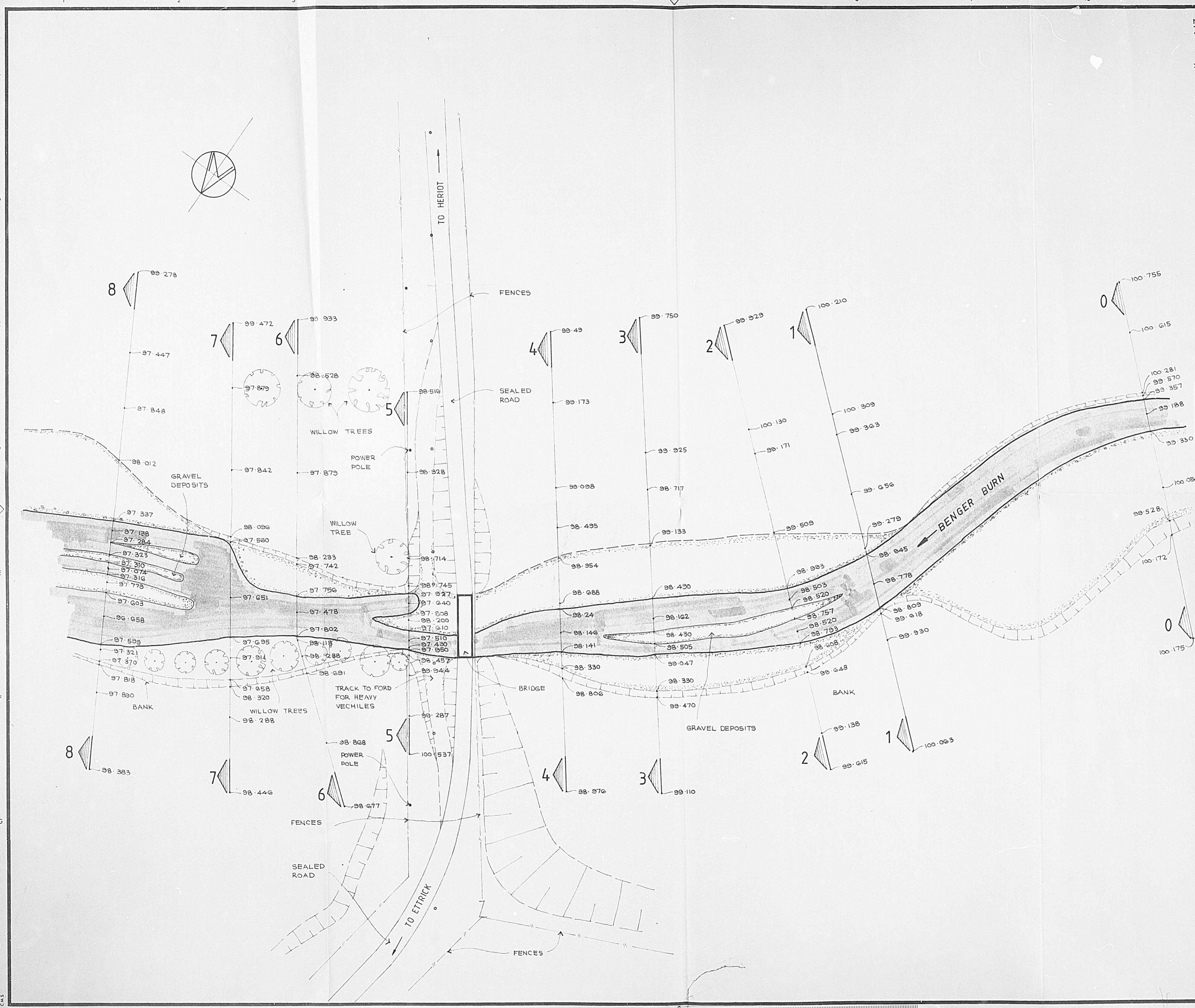
| | |
|----------------|---------------------------|
| DESIGNED | DATE |
| DRAWN G.S. | DATE MAY 1984 |
| TRACED G.S. | DATE MAY 1984 |
| CHECKED D.M.R. | DATE |
| APPROVED | DATE |
| SCALE 1:500 | THIS DRAWING IS COPYRIGHT |

CLIENT
 TUAPEKA COUNTY COUNCIL

PROJECT
 BENER BURN BRIDGE RENEWAL

SHEET TITLE
 EXISTING SITE PLAN

| NO IN SET | PROJECT NO | SHEET NO | REVISION |
|-----------|------------|----------|----------|
| 20 | 8423 | 116 | |



A1
 A2
 A3
 A4
 A1
 A2
 A3
 A4

NOTES

1. IT IS THE CONTRACTORS RESPONSIBILITY TO CHECK ALL DIMENSIONS ON SITE.
2. FIGURED DIMENSIONS TO BE TAKEN IN PREFERENCE TO SCALED DIMENSIONS.
3. ANY DISCREPANCIES OR AMBIGUITIES, OR ANY INCONSISTENCIES BETWEEN THIS, OTHER DRAWINGS, AND THE SPECIFICATIONS ARE TO BE IMMEDIATELY REFERRED TO THE ENGINEER.

| NO | DATE | REVISION |
|----|------|----------|
| | | |
| | | |
| | | |

T.H.JENKINS AND ASSOCIATES

Chartered Consulting Civil Structural Mechanical and Traffic Engineers
 55-59 GALA STREET, INVERCARGILL
 P.O. Box 93 Telephone 82-429

| | |
|-------------|------|
| DESIGNED | DATE |
| DRAWN G.S. | DATE |
| TRACED G.S. | DATE |
| CHECKED | DATE |
| APPROVED | DATE |

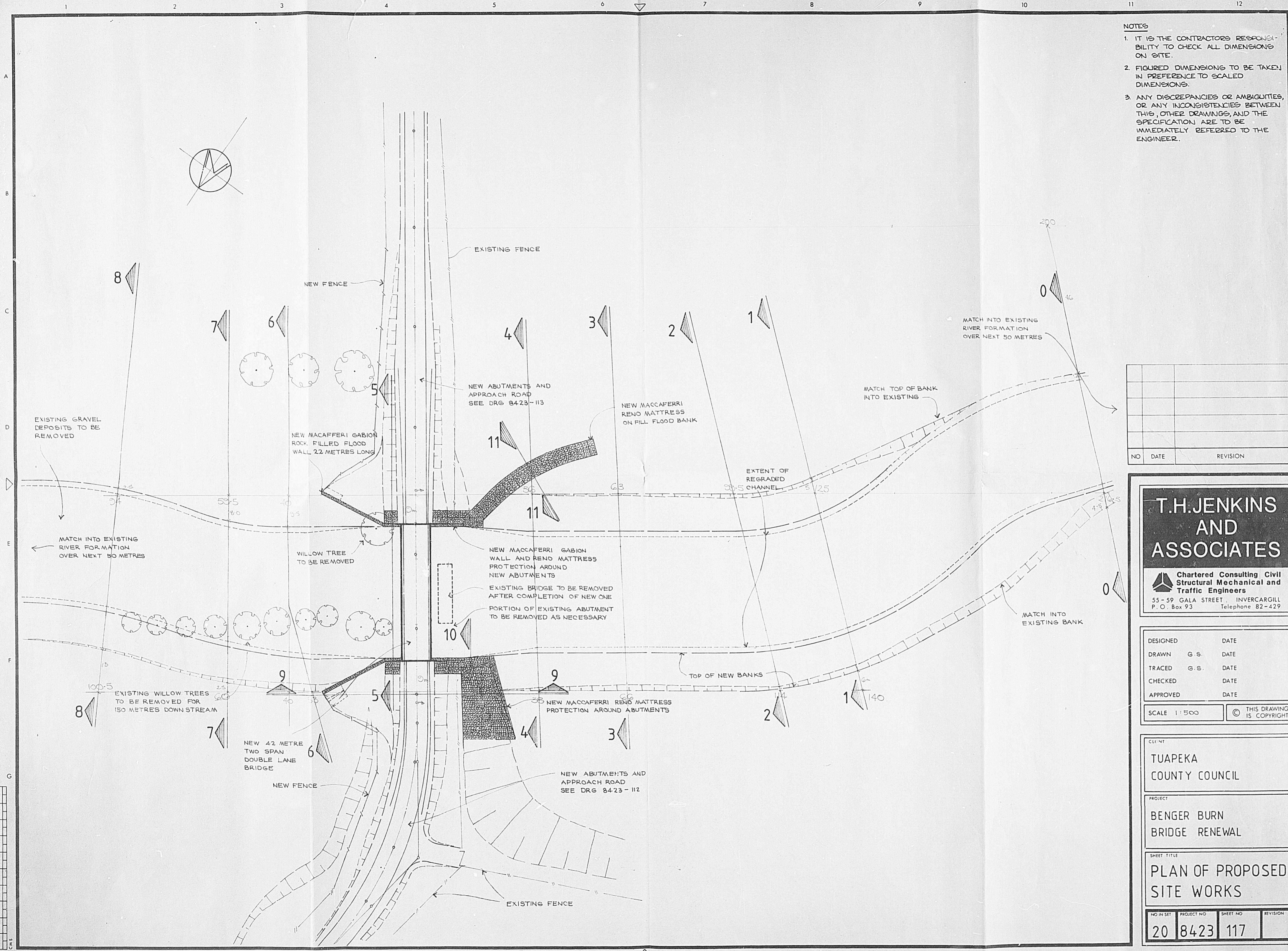
SCALE 1:500 © THIS DRAWING IS COPYRIGHT

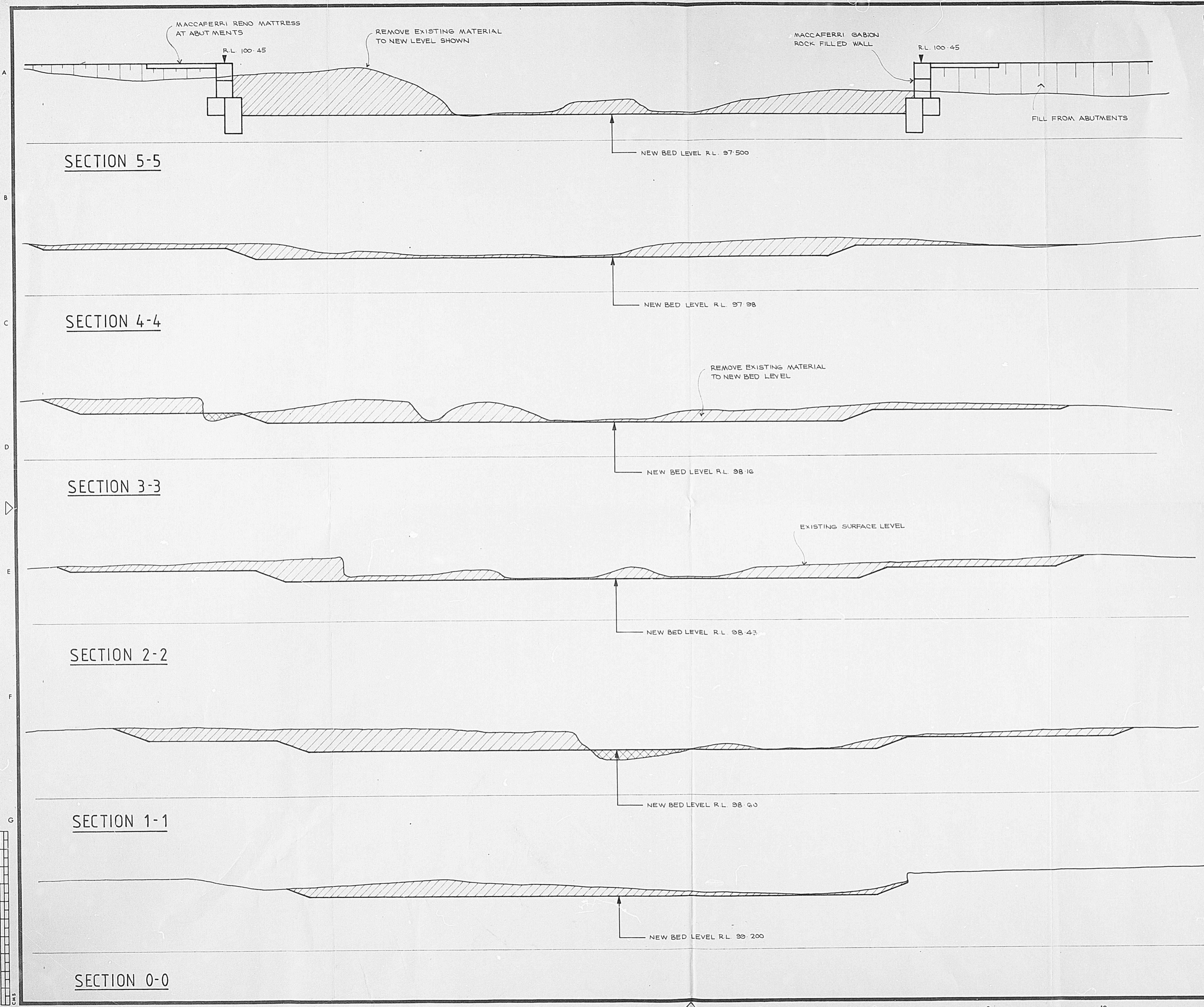
TUAPEKA COUNTY COUNCIL

PROJECT
 BENER BURN BRIDGE RENEWAL

SHEET TITLE
 PLAN OF PROPOSED SITE WORKS

| NO IN SET | PROJECT NO | SHEET NO | REVISION |
|-----------|------------|----------|----------|
| 20 | 8423 | 117 | |





- NOTES
1. IT IS THE CONTRACTOR'S RESPONSIBILITY TO CHECK ALL DIMENSIONS ON SITE.
 2. FIGURED DIMENSIONS TO BE TAKEN IN PREFERENCE TO SCALED DIMENSIONS.
 3. ANY DISCREPANCIES OR AMBIGUITIES, OR ANY INCONSISTENCIES BETWEEN THIS, OTHER DRAWINGS, AND THE SPECIFICATION ARE TO BE IMMEDIATELY REFERRED TO THE ENGINEER.

| NO | DATE | REVISION |
|----|------|----------|
| | | |
| | | |
| | | |
| | | |

T.H. JENKINS AND ASSOCIATES

Chartered Consulting Civil Structural Mechanical and Traffic Engineers

55 - 59 GALA STREET, INVERCARGILL
P. O. Box 93 Telephone 82-429

| | |
|-------------|---------------------------|
| DESIGNED | DATE |
| DRAWN G.S. | DATE |
| TRACED G.S. | DATE |
| CHECKED | DATE |
| APPROVED | DATE |
| SCALE 1:100 | THIS DRAWING IS COPYRIGHT |

CLIENT

TUAPEKA COUNTY COUNCIL

PROJECT

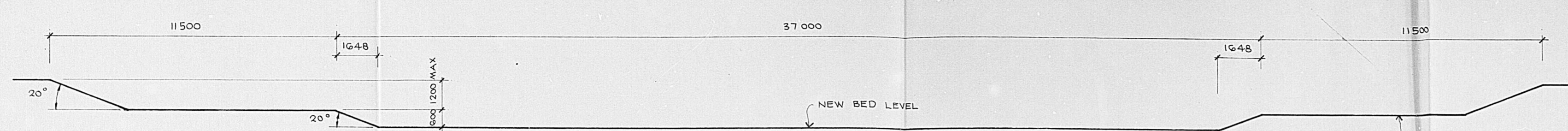
BENGER BURN BRIDGE RENEWAL

SHEET TITLE

RIVER CROSS SECTIONS

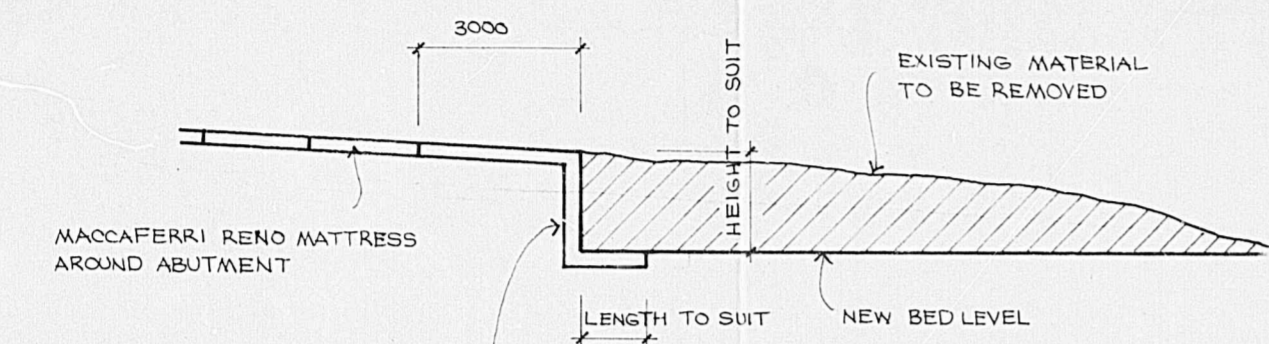
| NO IN SET | PROJECT NO | SHEET NO | REVISION |
|-----------|------------|----------|----------|
| 20 | 8423 | 118 | |



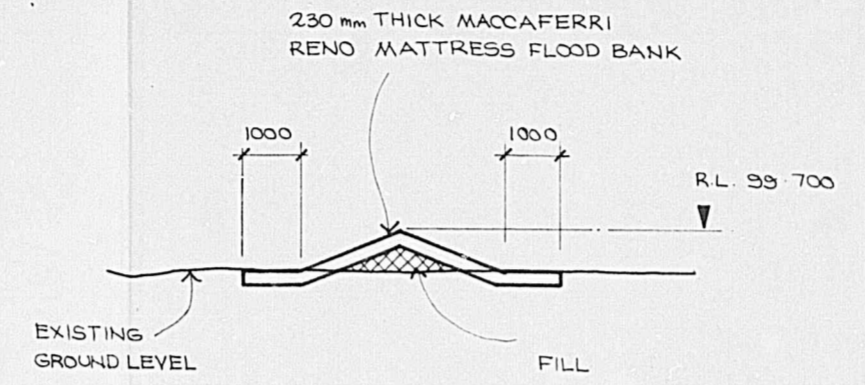


TYPICAL SECTION

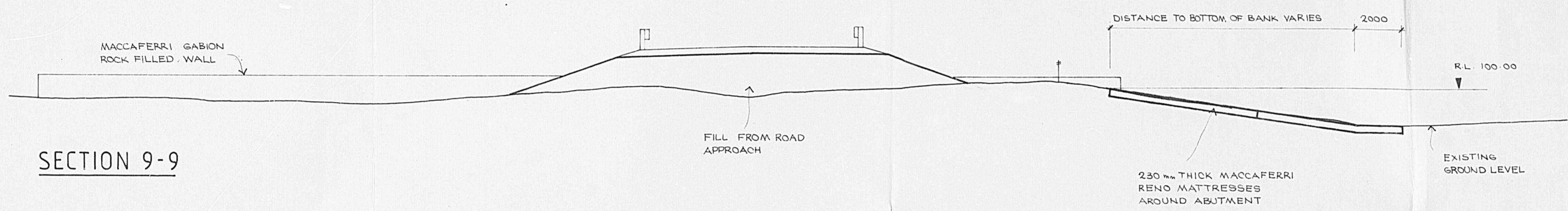
- NOTES
1. IT IS THE CONTRACTORS RESPONSIBILITY TO CHECK ALL DIMENSIONS ON SITE.
 2. FIGURED DIMENSIONS TO BE TAKEN IN PREFERENCE TO SCALED DIMENSIONS.
 3. ANY DISCREPANCIES OR AMBIGUITIES, OR ANY INCONSISTENCIES BETWEEN THIS, OTHER DRAWINGS, AND THE SPECIFICATION ARE TO BE IMMEDIATELY REFERRED TO THE ENGINEER.



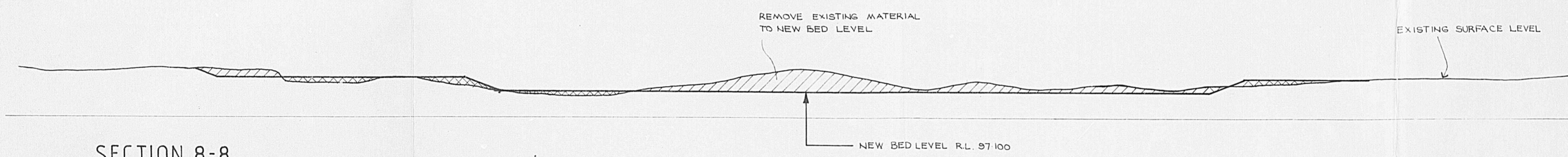
SECTION 10



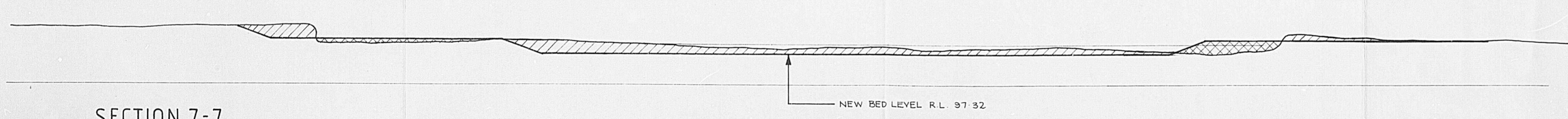
SECTION 11-11



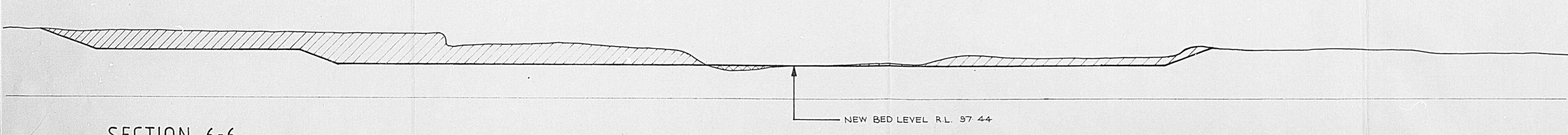
SECTION 9-9



SECTION 8-8



SECTION 7-7



SECTION 6-6

| NO | DATE | REVISION |
|----|------|----------|
| | | |
| | | |
| | | |

T.H. JENKINS AND ASSOCIATES
 Chartered Consulting Civil Structural Mechanical and Traffic Engineers
 55-59 GALA STREET, INVERCARGILL
 P.O. Box 93 Telephone 82-429

| | |
|-------------|---------------------------|
| DESIGNED | DATE |
| DRAWN G.S. | DATE |
| TRACED G.S. | DATE |
| CHECKED | DATE |
| APPROVED | DATE |
| SCALE 1:100 | THIS DRAWING IS COPYRIGHT |

CLIENT
 TUAPEKA COUNTY COUNCIL

PROJECT
 BENDER BURN BRIDGE RENEWAL

SHEET TITLE
 RIVER CROSS SECTIONS SHEET 2

| NO IN SET | PROJECT NO | SHEET NO | REVISION |
|-----------|------------|----------|----------|
| 20 | 8423 | 119 | |

