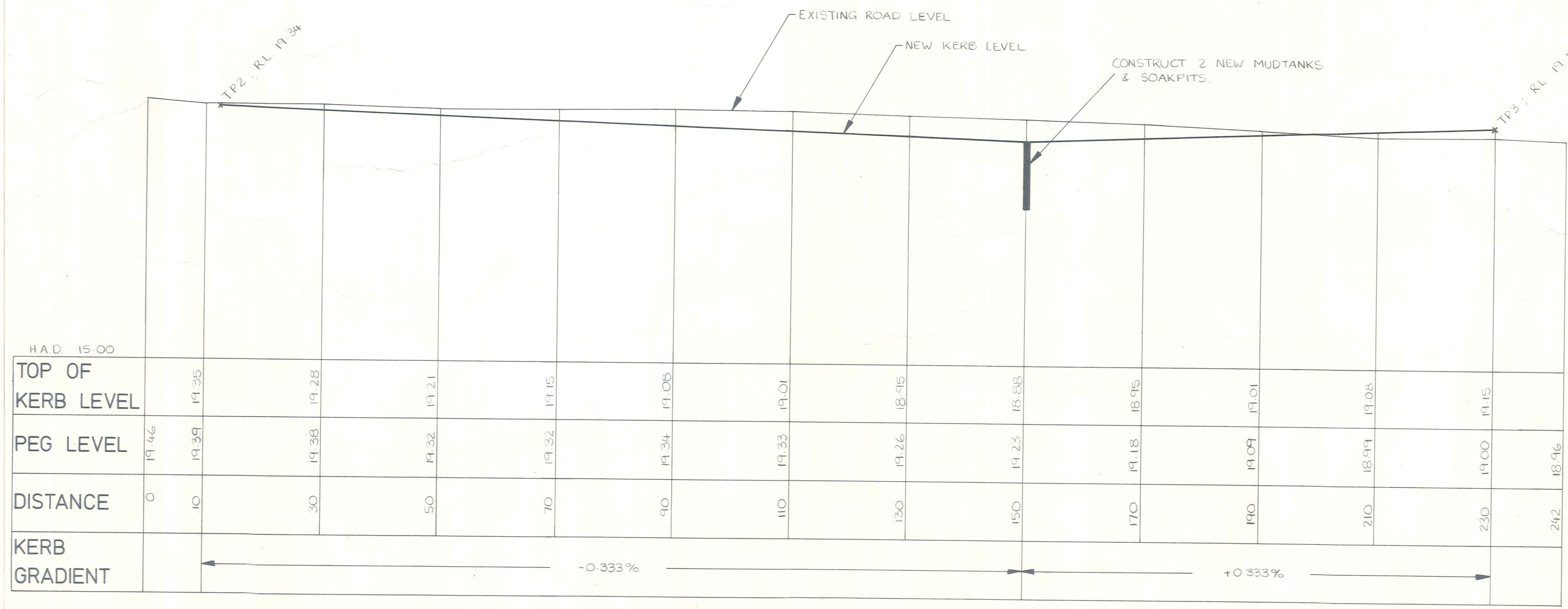


NOTE - KERB LEVELS

TP 1	LEVEL GIVEN BY ENGINEER ON SITE
TP 2	19.34
TP 3	19.15
TP 4	19.03
TP 5	LEVEL GIVEN BY ENGINEER ON SITE

PLAN
SCALE, 1:500



LONGITUDINAL SECTION
SCALES, HORIZ 1:500
VERT. 1:50

PRELIMINARY DRAWING
NOT TO BE USED IN CONSTRUCTION

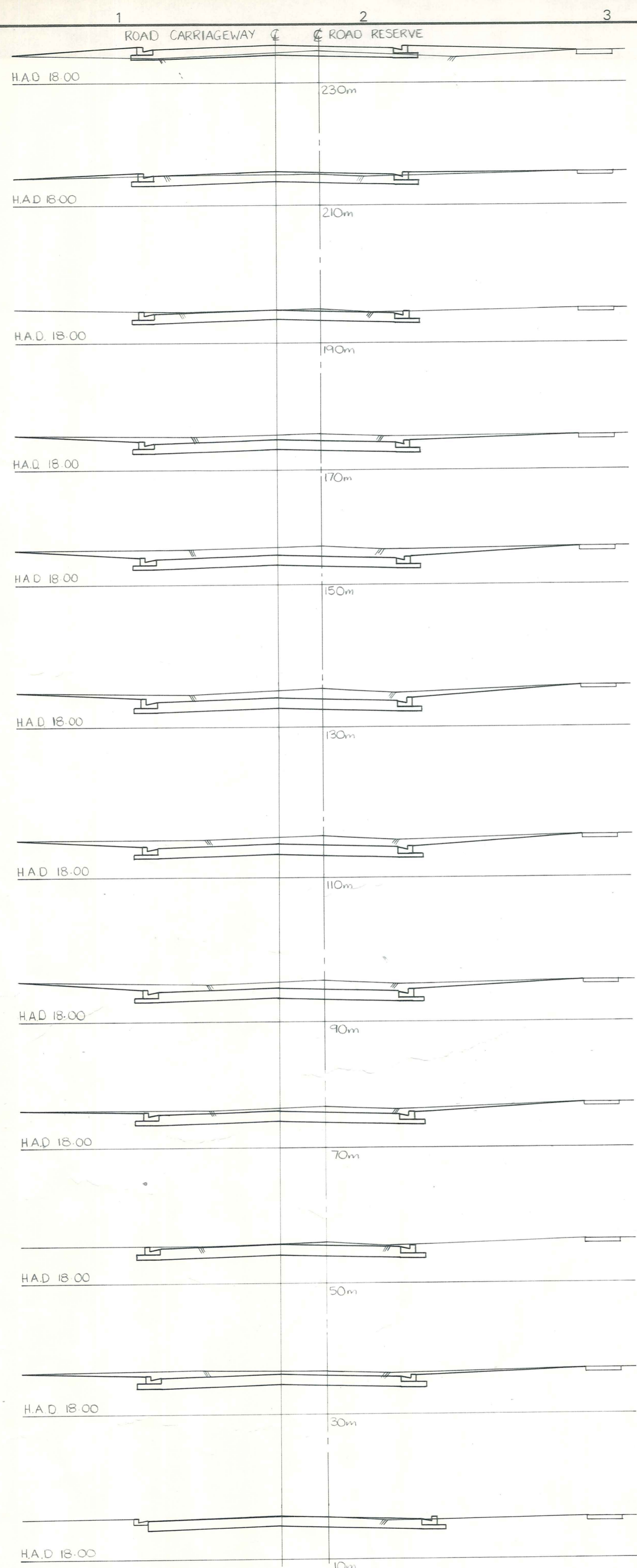
DUFFILL WATTS & KING LTD
CONSULTING CIVIL & STRUCTURAL ENGINEERS
Dunedin PO Box 5269 Ph. 777-133 Invercargill PO Box 576 Ph. 83049
Cromwell PO Box 82 Ph. 50-391

VINCENT
COUNTY COUNCIL

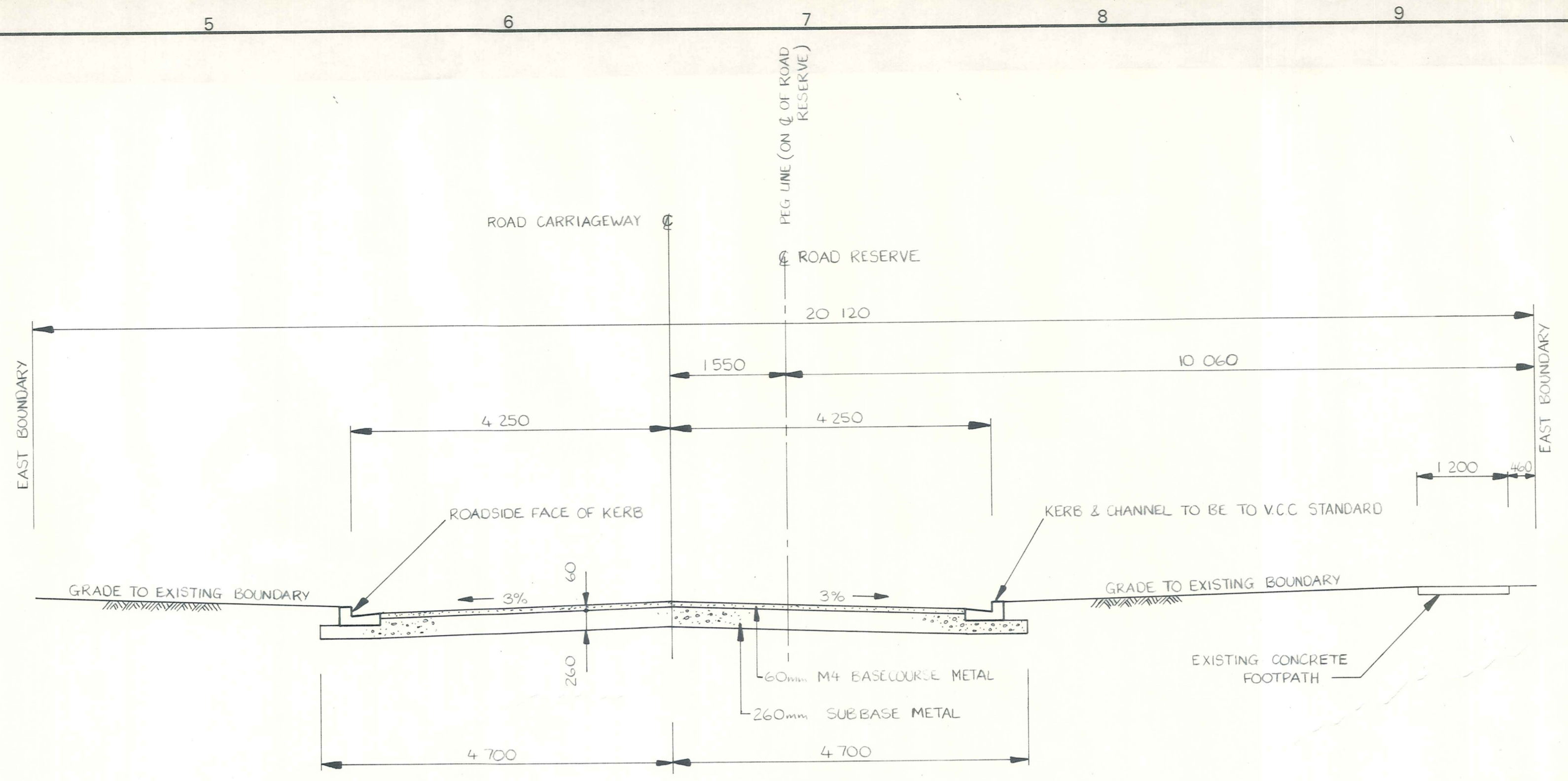
KERB & CHANNEL—FACHE STREET, CLYDE
DUNSTAN STREET TO ORCHARD STREET
PLAN & LONGITUDINAL SECTION

AMENDMENTS			NAME		DATE	JOB NO.	Sheet No		
NO.	BY	DATE	Appvd.	Surveyed		9154	1		
				Drawn					
				Calculations					
				Traced	AK CAMPBELL			FEB '83	of 2 shts
				Checked					
				Approved					

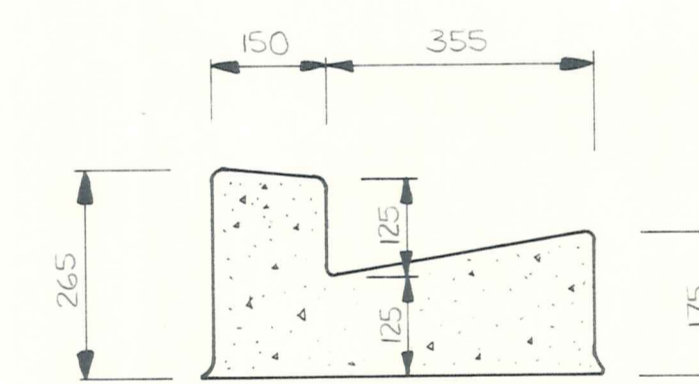
File 156 L.B. F.B.



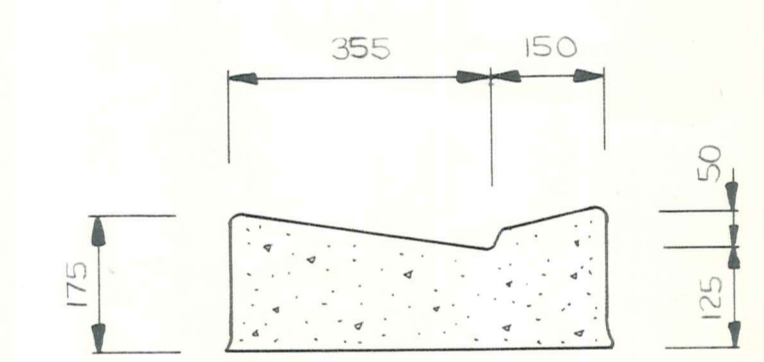
CROSS SECTIONS
SCALE, 1:100



TYPICAL CROSS SECTION
SCALE, 1:5



STANDARD
KERB & CHANNEL
SCALE, 1:10



DROPPED
VEHICLE CROSSING
SCALE, 1:10

PRELIMINARY DRAWING
NOT TO BE USED IN CONSTRUCTION

DUFFILL WATTS & KING LTD
CONSULTING CIVIL & STRUCTURAL ENGINEERS
Dunedin PO Box 5269 Ph 777-133 Invercargill PO Box 576 Ph 83049
Cromwell PO Box 82 Ph 50-391

VINCENT
COUNTY COUNCIL

KERB & CHANNEL—FACHE STREET, CLYDE
DUNSTAN STREET TO ORCHARD STREET
CROSS SECTIONS

AMENDMENTS				NAME	DATE	JOB NO.	Sheet No
NO	BY	DATE	Appvd.	Surveyed		9154	2
				Drawn			
				Calculations			
				Traced	AK CAMPBELL FEB 83		
				Checked			
				Approved		File 156	L.B.

