

Scale 1:2000

KEY

- GROUND LEVEL (metres)
- EXISTING PIPE TO BE RETAINED
- 100mm DIAMETER PIPE
- 150mm DIAMETER PIPE
- 200mm DIAMETER PIPE
- SLUIICE VALVE
- FIRE HYDRANT

DUFFILL WATTS & KING LTD
 CONSULTING CIVIL & STRUCTURAL ENGINEERS
 Dunedin PO Box 5269 Ph. 777-133 Invercargill PO Box 576 Ph. 83-049
 Balclutha PO Box 220 Ph. 81-664 Cromwell PO Box 82 Ph. 50-391

NASEBY
BOROUGH COUNCIL

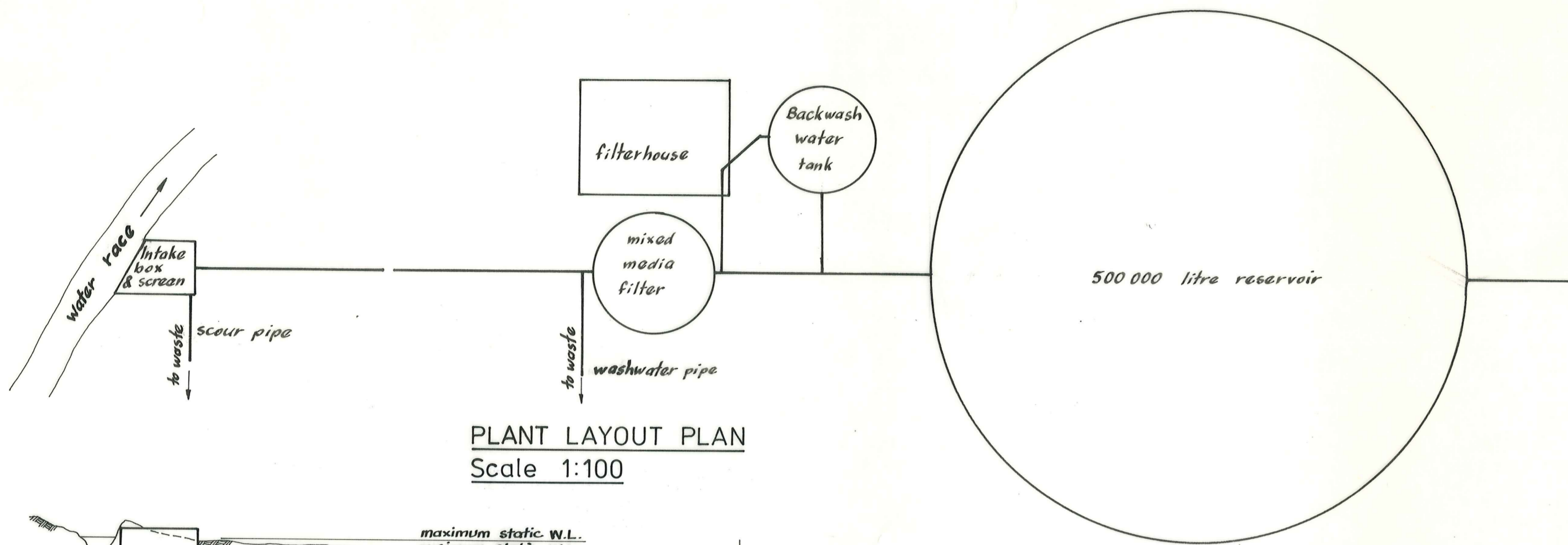
WATER SUPPLY AUGMENTATION — LOAN REPORT 1980
PLAN OF PROPOSED RETICULATION

DATUM
 SEWERAGE
 ORIGIN
 ASSUMED

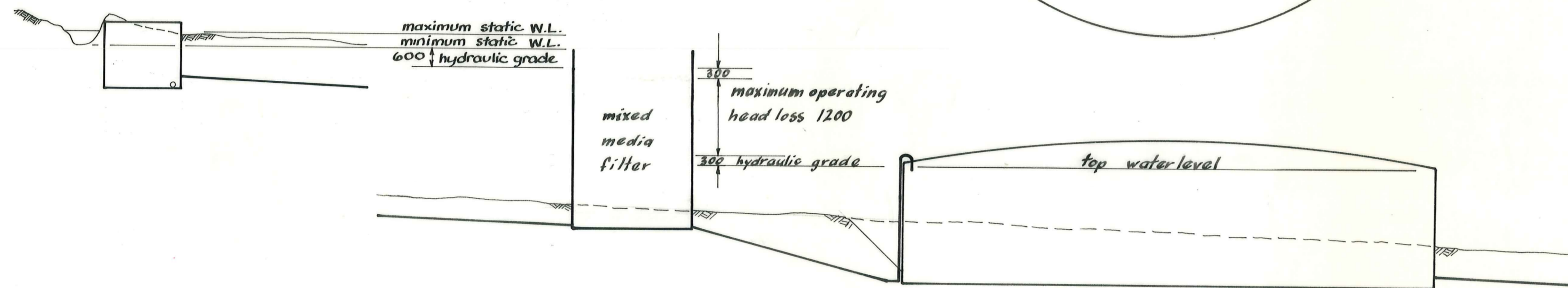
AMENDMENTS			Appvd.	NAME	DATE
NO.	BY	DATE			

NO.	BY	DATE	Appvd.	NAME	DATE

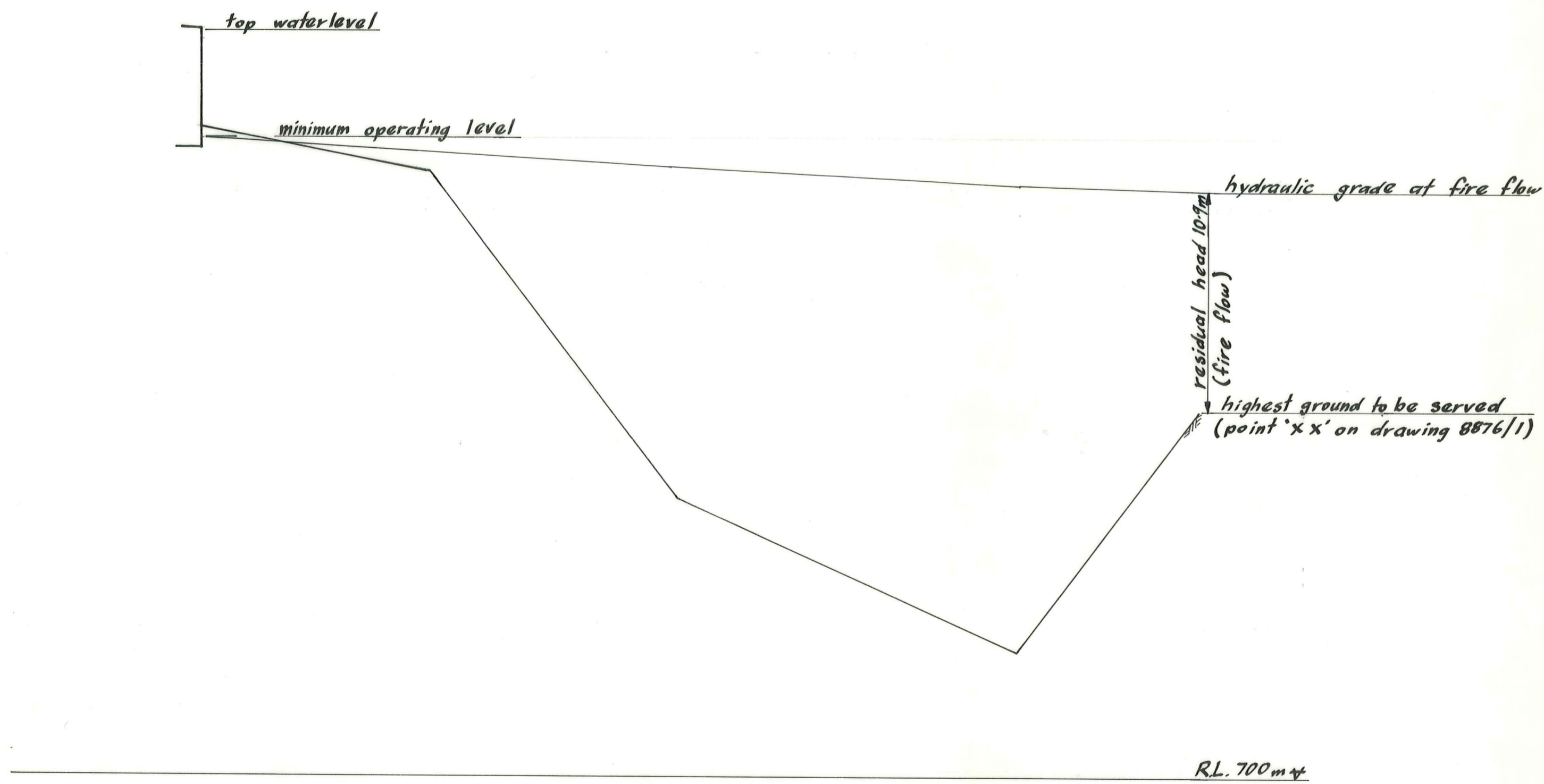
JOB NO.	8876	Sheet No	1
		of 2 shts	
File 26/4/5	L.B. —	F.B. —	



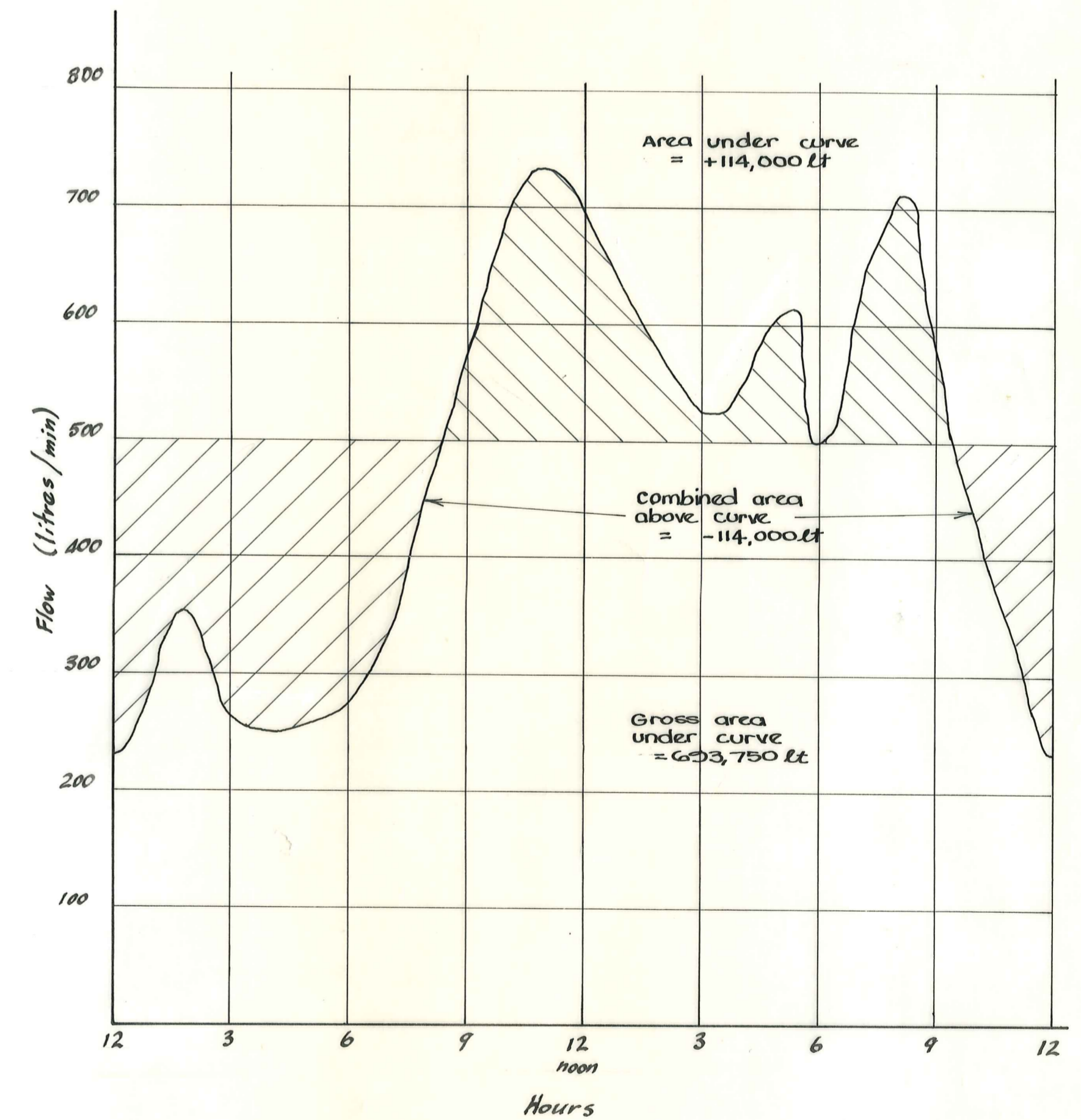
PLANT LAYOUT PLAN
Scale 1:100



PROFILE THROUGH TREATMENT PLANT
Scale 1:100



PIPELINE PROFILE via SWIMMING DAM ROAD & DERG STREET
Vertical scale 1:20



DESIGN SUMMER DAILY DEMAND (Synthesised graph)
(Based on Ranfurly main line water meter records)

DUFFILL WATTS & KING LTD
CONSULTING CIVIL & STRUCTURAL ENGINEERS
Dunedin PO Box 5269 Ph. 777-133 Invercargill PO Box 576 Ph. 83-049
Balclutha PO Box 220 Ph. 81-664 Cromwell PO Box 82 Ph. 50-391

NASEBY
BOROUGH COUNCIL

WATER SUPPLY AUGMENTATION - LOAN REPORT 1980
TREATMENT PLANT - PROFILES - FLOW PATTERN

DATUM	AMENDMENTS			Appvd.	NAME DATE		JOB NO.	Sheet No
	NO.	BY	DATE					
SEWERAGE					B. Kingston	Sept. '80	8876	2
ORIGIN					B. Kingston	Sept. '80		of 2 shts.
ASSUMED							File 26/4/16	L.B. — F.B. —