

Your guide to Central Otago's new kerbside collection



Find out about your new bins,
and some handy tips on recycling and
managing your household waste.

LET'S SORT IT CENTRAL

A new way of thinking about waste

Central Otago is working to become a low-emissions, low-waste district, building up a circular economy that values resources and keeps them in circulation to care for the planet's finite resources and natural environment.

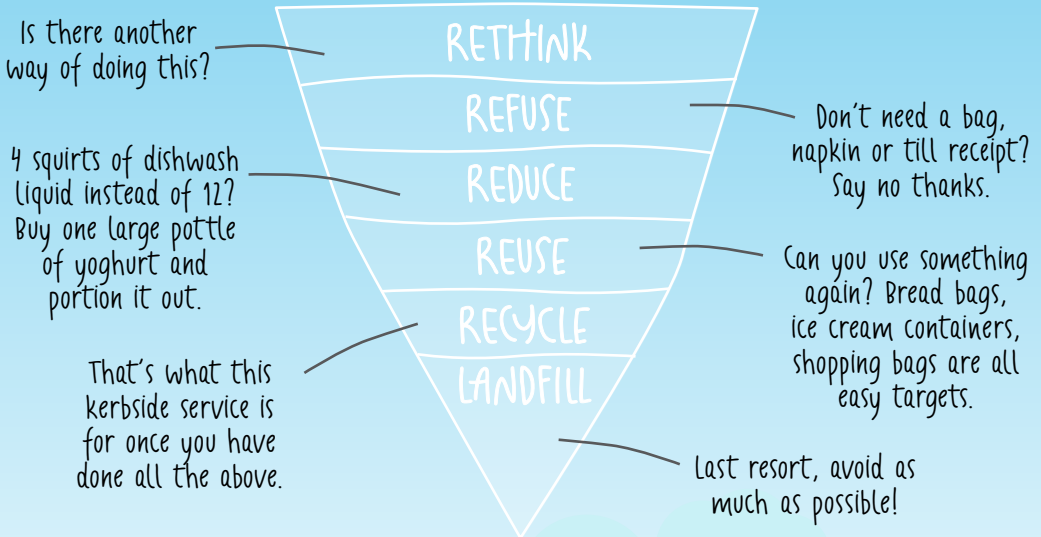
Keep this
booklet handy at
home to refer to.
(It will be happy to
live in a kitchen junk
drawer!)

Why are our kerbside collections changing?

Like a lot of districts, we recognise that we need to reduce the amount of valuable resources sent to landfill – we waste too much stuff!

From 3 July 2023 new recycling and waste services will be introduced to help all of us play our part in this waste reduction. A new Waste Strategy for New Zealand was released by the government in April 2023. This sets out collection standards for all council kerbside services. Within a few years the same materials will be collected across the country in similar ways. We are proud that our new service aligns with this strategy, providing our residents with improved recycling and waste services for a better future.

Waste reduction is much more than recycling. The waste hierarchy helps us make choices to reduce our waste. The best outcomes are at the top of the hierarchy. Recycling is good at keeping resources out of landfill but it's pretty low down the hierarchy. We can make choices higher up the waste hierarchy to prevent waste creation.



Did you know?
Not only does reducing waste have environmental benefits it means we pay less on disposal costs and emissions charges, which saves us all money.

Introducing your new bins

Your new standard set of kerbside collection bins:

GREEN 240L Organics Weekly

YELLOW 240L Mixed Recycling Every two weeks

BLUE 240L Glass Recycling Every four weeks

RED 140L Rubbish Every two weeks

You will never have to put all four bins out at the same time

- Your GREEN bin will be collected every week.
- YELLOW and RED bin collections will alternate each week, for example, week 1 yellow, week 2 red, week 3 yellow, and so on...
- Your BLUE bin will be collected once every four weeks alongside your yellow bin.

The collection calendar will show a **RED WEEK**, a **YELLOW WEEK** and a **YELLOW + BLUE WEEK**.



The back cover of this booklet has a tear off and keep collection calendar to put on your fridge.

PRO TIP
If any of your bins are only half full you don't have to put them out - just don't let them get too heavy!



GLASS RECYCLING BIN - Let's sort it!

Let's start with the simplest - the blue bin should be the easiest to use as it only takes clean glass bottles and jars! These need to be kept whole as much as possible so please do not smash them. All other recyclable material needs to go in the yellow bin.

YES



Glass Bottles

Place lids and caps in the red bin.



Glass Jars

Place lids and caps in the red bin.



NO



Window, mirror or shelving glass:

If broken, wrap securely and place in the red bin.



Broken tableware, drinking glasses or Pyrex:

Wrap broken items securely and place in the red bin.



Light bulbs:

Wrap broken items securely and place in the red bin. Unbroken bulbs may be able to be recycled at Mitre 10 stores, check your local store for details.



Lemon & lime wedges or cigarette butts:

Lemon and lime wedges need to be removed and placed in the green bin. Cool, extinguished cigarette butts should be placed in the red bin.



Cardboard boxes and sleeves:

If you have collected bottles back into the box they came in, empty the bottles into the blue bin before flattening the box and placing it in the yellow bin.





ORGANICS BIN - Let's sort it!

You can put greenwaste from your garden straight into your green bin. It might be useful to have a kitchen caddy or a reused container by your sink to collect your food scraps in before taking them out to the green bin.

YES



All food waste



Garden greenwaste



Meat & small bones



Newspaper

For wrapping items and lining bins



If you
compost
at home -
keep it up!



Make sure you keep these items out of your green bin.

NO



Garden plastics:

Plant pots, strapping bands, plastic bags or plant labels. Place in the red bin.



Takeaway food containers:

Cardboard or plastic trays, boxes, pottles or cups – even if they say “compostable” on them. Place in the red bin.



Flax, cabbage tree, palm tree leaves:

These jam processing machinery. Compost at home or place in the red bin.



Ash:

Once cooled, wrap in paper or plastic and place in the red bin.



Treated wood:

Reuse longer lengths. Place small offcuts (up to 30cm) and sawdust in the red bin.



Compostable plastic bags & packaging:

The long term effects of this type of plastic on our soils is not known. Place in the red bin.





MIXED RECYCLING BIN - Let's sort it!

Recycling helps to keep resources out of landfill, but only if we do it right. Rinse all plastic, tin and aluminium containers and remove any lids before placing in the bin. Make sure any liquids, grease, leftover food or unrecyclable items don't contaminate the recycling.

YES



Paper

Must be dry



Cardboard

Boxes, egg cartons and clean, food-free pizza boxes. Must be dry and flattened.



Aluminium drink cans



Steel food tins



Plastic bottles & containers



- Any colour bottles, meat trays and punnets etc.



- Any colour bottles and containers: dairy bottles, cleaning containers, shampoo bottles etc.



- Any colour bottles and containers: ice cream containers, large yoghurt pottles etc.



PRO TIP
Remember to use the bin clip to keep the lid closed to reduce wind blown litter.



Make sure to keep these items out of your yellow bin.

NO



Soft plastic packaging, wrap and bags:

This includes bags used to collect recycling in. Place in the red bin.



Lids & caps:

No matter what they are made of and the size, place all lids and caps in the red bin. This includes pumps and trigger sprays.



“Tetrapak” liquid cartons:

Place in the red bin.



Clothing, shoes or household items:

Donate to a reuse shop or sell online if they are good quality and can still be used. If not, place in the red bin.



Very large or very small items:

Plastic containers larger than 3L in size or smaller than a dip pottle, and paper smaller than a standard envelope are not accepted. Place in the red bin or take to the transfer station.



General rubbish, nappies or sanitary items:

Place in the red bin.



If your red bin is full, take the rubbish to your nearest transfer station.



RUBBISH BIN - The last resort!

The red bin is the last resort for any household items and packaging that cannot be repurposed, reused, repaired or recycled.

YES



General household rubbish

Waste that cannot be repurposed, reused, repaired or recycled.



Broken glass, mirrors, lightbulbs etc.

Wrap securely in paper or plastic packaging.



Soft plastic packaging, wrap & bags



Ash

When cooled, wrap in paper or plastic packaging.



Disposable nappies, wipes & sanitary items



Compostable plastic bags & packaging

Even if labelled "compostable" not able to go in the green bin.



Takeaway packaging & cups

Food contaminated or dirty packaging goes in bin.



Plastic items labelled #3, 4, 6, 7 or with no number



These types of plastic are unable to be recycled.



Even though the red bin is for general rubbish there are some things that you will need to dispose of in different ways.

NO



Batteries – all types:

Please collect batteries at home and drop off at your nearest transfer station for specialist recycling. Batteries can cause fires in collection trucks and at the landfill.



Rock, brick, soil or concrete:

Please take to Alexandra, Roxburgh or Ranfurly transfer station.



Construction & demolition waste:

Please take to your nearest transfer station.



Scrap metal:

Please take to your nearest transfer station.



Hazardous waste - this covers a variety of common items:

- used oil
- paint
- gas bottles
- household chemicals
- agricultural chemicals and their containers.

To check how to dispose of these items safely, see the hazardous waste page on the CODC website, the Bin App or call the customer services team on 03 440 0056.



Putting your bins out for collection



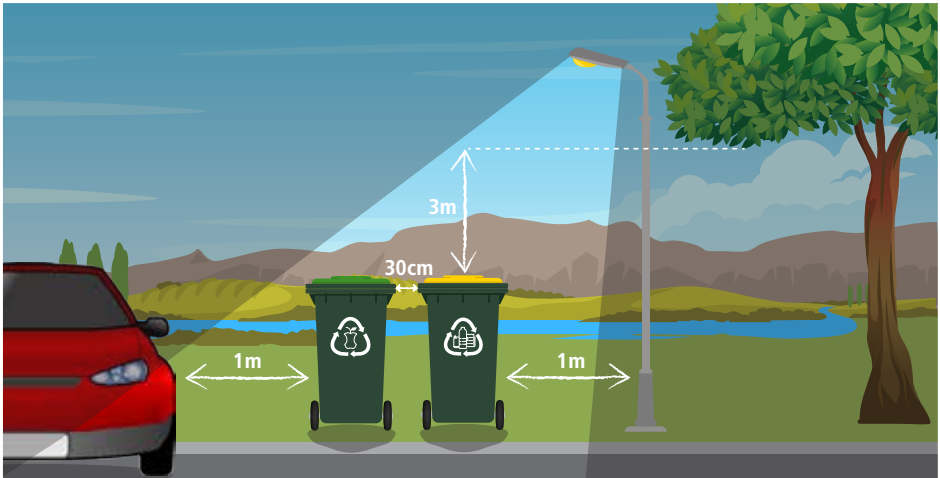
Place your bins close to the kerb, facing the road and clear of driveways and entrances.

Leave space between your bins and any other objects to allow the truck to lift each bin safely.

Do not overfill bins, make sure the lids close and use the bin clip on yellow bins.

If you have a shared driveway or live in a cul-de-sac, please work with your neighbours to find a safe and appropriate location to place your bins.

If there are lots of cars parked on your street, you could place your bins over the kerb or at the edge of the road so they don't get blocked in.



Bins must be out by 7am on collection day

Even if you're used to your bins being collected later in the day, you still need to have your bin presented at kerbside by 7am - we don't want you to miss out.

Rural customers may have their bin collected before 7am.



What happens once my bins are emptied?



Organics

Organics: This material is shredded in Central Otago before being loaded up and taken to the commercial composting facility in Redruth, Timaru. This will happen while we develop our own commercial composting facility in Central Otago, which is a few years away.

Diverting food scraps and greenwaste from the landfill helps waste minimisation, reduces our greenhouse gases, returns nutrients to the soil and reduces the amount of landfill charges we pay.



Mixed Recycling

Mixed Recycling: This material is collected together to be transported to the state-of-the-art Materials Recovery Facility (MRF) in Timaru. A combination of machinery and hard-working people sort and separate the different materials before being baled up to go to recycling specialists.

Plastics from your recycling bin are transformed into new products used by the likes of food producers, farmers and the building industry. Aluminium and steel go to Timaru Metal Recyclers. Paper and cardboard are offered first to local papermills, otherwise it is shipped overseas.



Glass

Glass: Glass is taken to our glass crushing plant at Parkburn Quarry, where it is blended with aggregate for roading and construction.



Rubbish

Landfill: Waste from Central Otago is sent to the Victoria Flats landfill in the Gibbston Valley. This landfill has a new gas capture system fitted to reduce greenhouse gas emissions and minimise effects on the environment.

Every item sent to the landfill takes valuable resources out of our economy and requires new natural materials to make more products. So let's keep resources in circulation through our recycling!

Waste Minimisation: Let's start simple

A good first step to reducing your waste is to use your rubbish bin as a guide – what do you throw away a lot? If you are ready to make a change, take a look in your bin and pick an easy thing to focus on.

By making changes about what we bring into our household we can make a reduction in our waste. We are lucky to have a range of businesses in the district that can provide products for simple, waste-reducing swaps.

Buy in bulk

In supermarkets you can buy all sorts of things in bulk – from snacks to cereal (and those little resealable plastic bags are great for reusing again and again). You can also try specialist bulk buy stores where you can get most basic supplies without packaging.

An easy and achievable first step is to buy the larger size packs and avoid individually wrapped servings.

A multipack of chips will have the large outer bag and all the small bags to go in the bin, where as one large bag of chips will have just one. These can be portioned out into lunchbox sized reusable containers (remember those resealable bags from the bulk section....?) Hey presto, waste minimisation!

Reuse always beats single use

Put together a kit of reusable items for when you are out and about. We are used to carrying shopping bags, but you could add some reusable produce bags - plastic ones will be banned in New Zealand from 1 July 2023. Reusable coffee cups and water bottles can be refilled at your favourite cafe, if you don't have time to sit down.

Try taking your own container for a takeaway salad, sushi or other takeaway orders.

Simple swaps

Using less is not about going without. If there is something that you buy often with packaging that is not recyclable, look for a different brand that is recyclable.

Rather than mustard in a yellow squeeze plastic #4 bottle that is not recyclable, you could buy mustard in a clear squeeze plastic #1 bottle, or even better, a glass jar that can be reused *and* recycled.

Refill for the win!

When something runs out, don't throw it away, refill it and use it again. The squeezey red tomato sauce bottles are often made of #4 plastic and are not recyclable so why not buy a can of tomato sauce and refill it? It's probably cheaper too.

Spray cleaner bottles can be refilled from concentrate bought in small glass bottles and used again and again.

More Simple swaps

Simple swaps are not just for food packaging – there is an increasing range of products that are designed to reduce our waste, especially plastic waste. Think about trying a humble bar of soap instead of a plastic bottle of liquid soap or shower gel. Shampoo and conditioner also come in bar form too, with more and more brands available.

Plastic can also be avoided by using a wooden dish wash brush and cotton cloth rather than a plastic handled brush and plastic sponge. Wood and cotton are natural materials so can be dug into the garden to rot down when they have done their dash.

PRO TIP

It might be easier to focus on one area of the house at a time – the kitchen, the laundry or the bathroom all offer some simple swaps to reduce waste

Frequently asked questions:

How do I look after my green bin?

You can line the bottom of your green bin with newspaper to make sure that it empties more cleanly. Newspaper can also be used to wrap items that are gooey or smelly, such as meat or fish offcuts or animal droppings, and to line the container you use to collect food scraps in the kitchen. Layering greenwaste and food scraps together in the bin will help to reduce odour. Keep the lid closed to keep out vermin and flies. The bin may benefit from a regular rinse out.

My bin is missing, broken or damaged – what do I do?

If your bin is missing after being put out for collection, please check with your neighbours to make sure it hasn't been taken back to the wrong property. You can order a replacement bin, or report a damaged bin needing repair on the My CODC website or via the Bin App (to be launched July 2023), or call 03 440 0056 to speak to our customer service staff. If the bin needs replacing or repairs due to misuse, malicious or intentional damage, you may be charged for this.

Why has my bin not been collected?

If your bin has not been collected, double check the collection calendar to make sure you put the right bin out. Has there been a public holiday in the week? All collections will be a day later after a public holiday.

Check to make sure your bin was out by 7am, or the night before if you are a rural customer. Even if your bin is normally collected later in the day things can change and you may have been too late.

Have a look to see if there is a sticker on the bin. Our collection staff may have noticed something wrong with your bin, and the sticker will tell you why it was not collected and how to correct the issue. Once you have done this you can put your bin out for the next scheduled collection. If you need to dispose of rubbish before this is due you can take it to your nearest transfer station. Extra recycling can be taken to one of our recycling drop off locations. If none of these apply, you can let us know by creating a service request on the My CODC website, via the Bin App (from July 2023), or by calling 03 440 0056 to speak with our customer service staff.

How will I know if I have got something wrong with my bins?

We won't be able to collect your bin if it's too heavy or overflowing (bins must not weigh more than 80kg), or if your bins contain too many of the wrong items. There will be a sticker on the bin letting you know what the problem is and providing information on how to use your bins correctly so you can get it sorted.

From time to time our bin inspectors will carry out random checks on bins, leaving a letter in your post box and sticker on your bin, to let you know how you're going and help you become a recycling champion.

Did you know? Our smart trucks have cameras on them. This allows us to check the correct bins are placed out on time and are presented properly for collection. Drivers can also see the contents of the bins as they are emptied, which will help avoid contaminated recycling. This will improve the quality of our recycling and the health and safety of our drivers.



I find it hard to move my bins due to mobility issues, can I get help?

If you are elderly or have a medical condition that means it is hard to get your bins to the kerb, you can apply for an assisted service to pick up bins directly from your property. Learn more on the Recycling and Rubbish page of our website or call 03 440 0056 to speak with customer service staff to get help.


How to get more information

For information about all CODC recycling and waste services, as well as more waste minimisation tips:

Visit our website...



and download the **CODC Bin App** for weekly bin reminders and more info on all CODC recycling and waste services.



Other CODC waste services

Transfer station locations:

Alexandra: 65 Boundary Road

Cromwell: 79 Barry Avenue

Ranfurly: Drumglass Street

Roxburgh: 69 Roxburgh East Road

See the Recycling and Rubbish page on our website for opening hours, fees and charges and acceptance criteria.

Recycling drop off locations:

Household recycling can be taken to the following drop off points:

Alexandra - Boundary Road

Cromwell - Cromwell transfer station on Barry Avenue

Omakau - Deaker Street (past school, before cemetery)

Oturehua - behind Gilchrist's Store

Patearoa - Patearoa Recreation Reserve

Poolburn - Poolburn Hall, 142 Poolburn-Moa Creek Road (access via McIntosh Rd)

Ranfurly - Northland Street (Charlemont Street end of the car park) or
Ranfurly Transfer Station on Drumglass Street

Roxburgh - Corner of Berwick and Till Street (next to the bowling club) or Roxburgh Transfer Station on
Roxburgh East Road

Tarras - Tarras Hall

PRO TIP
For quick access to the CODC recycling and rubbish website, scan the QR code on your fridge magnet

Collection calendar information

- tear off and keep

There will be no change to the collection routes throughout the district or the day of the week your bins are collected with the start of the new service in July 2023.

However, your bin collection order will change because we've added the green bin and increased the frequency of your blue bin collection. Keep your calendar handy to get used to your new routine.

We have modernised and streamlined the calendars by organising the collection routes into two blocks.

COLLECTION ROUTE	COLLECTION DAY	CALENDAR
Alexandra 1	Monday	Use Calendar 1
Alexandra 2	Tuesday	
Bridge Hill and Clyde	Wednesday	
Fruitlands and Teviot	Thursday	
Cromwell 1	Monday	Use Calendar 2
Cromwell 2	Tuesday	
Bannockburn and Pisa Moorings	Wednesday	
Omakau and Ophir	Wednesday	
Ranfurlly and Naseby	Thursday	

You can write down the day of your collection on the calendar and keep it handy.

Still unsure which calendar to use? Use your address to check on the CODC website codc.govt.nz/services/recycling-and-rubbish or on the CODC Bin App.

Calendar 1

Alexandra 1, Alexandra 2,
Bridge Hill & Clyde, Fruitlands & Teviot



July 2023

S	M	T	W	T	F	S	
	2	3	4	5	6	7	8
9	10	11	12	13	14	15	
16	17	18	19	20	21	22	
23	24	25	26	27	28	29	
30	31						

Grin bin i mas goaot evri wik

August 2023

S	M	T	W	T	F	S
		1	2	3	4	5
6	7	8	9	10	11	12
13	14	15	16	17	18	19
20	21	22	23	24	25	26
27	28	29	30	31		

Grin bin i mas goaot evri wik

September 2023

S	M	T	W	T	F	S
					1	2
3	4	5	6	7	8	9
10	11	12	13	14	15	16
17	18	19	20	21	22	23
24	25	26	27	28	29	30

Grin bin i mas goaot evri wik

October 2023

S	M	T	W	T	F	S
1	2	3	4	5	6	7
8	9	10	11	12	13	14
15	16	17	18	19	20	21
22	23	24	25	26	27	28
29	30	31				

Grin bin i mas goaot evri wik

November 2023

S	M	T	W	T	F	S
			1	2	3	4
5	6	7	8	9	10	11
12	13	14	15	16	17	18
19	20	21	22	23	24	25
26	27	28	29	30		

Grin bin i mas goaot evri wik

December 2023

S	M	T	W	T	F	S
					1	2
3	4	5	6	7	8	9
10	11	12	13	14	15	16
17	18	19	20	21	22	23
24	25	26	27	28	29	30

Grin bin i mas goaot evri wik

January 2024

S	M	T	W	T	F	S
31	1	2	3	4	5	6
7	8	9	10	11	12	13
14	15	16	17	18	19	20
21	22	23	24	25	26	27
28	29	30	31			

Grin bin i mas goaot evri wik

February 2024

S	M	T	W	T	F	S
				1	2	3
4	5	6	7	8	9	10
11	12	13	14	15	16	17
18	19	20	21	22	23	24
25	26	27	28	29		

Grin bin i mas goaot evri wik

March 2024

S	M	T	W	T	F	S
					1	2
3	4	5	6	7	8	9
10	11	12	13	14	15	16
17	18	19	20	21	22	23
24	25	26	27	28	29	30

Grin bin i mas goaot evri wik

April 2024

S	M	T	W	T	F	S
31	1	2	3	4	5	6
7	8	9	10	11	12	13
14	15	16	17	18	19	20
21	22	23	24	25	26	27
28	29	30				

Grin bin i mas goaot evri wik

May 2024

S	M	T	W	T	F	S
			1	2	3	4
5	6	7	8	9	10	11
12	13	14	15	16	17	18
19	20	21	22	23	24	25
26	27	28	29	30	31	

Grin bin i mas goaot evri wik

June 2024

S	M	T	W	T	F	S
						1
2	3	4	5	6	7	8
9	10	11	12	13	14	15
16	17	18	19	20	21	22
23	24	25	26	27	28	29

Grin bin i mas goaot evri wik

My collection day is:

○ = Public Holiday. Bin collections will be one day later than usual after public holidays.

Your scheduled collection day may be further impacted over the Christmas 2023 and Easter 2024 period. Download the CODC Bin App or visit codc.govt.nz/services/recycling-and-rubbish for more information.

Calendar 2

Cromwell 1, Cromwell 2,
Bannockburn & Pisa Moorings,
Omakau & Ophir, Ranfurly & Naseby



July 2023

S	M	T	W	T	F	S	
	2	3	4	5	6	7	8
	9	10	11	12	13	14	15
	16	17	18	19	20	21	22
	23	24	25	26	27	28	29
	30	31					

Grim bin i mas goaoat evri wik

August 2023

S	M	T	W	T	F	S
		1	2	3	4	5
6	7	8	9	10	11	12
13	14	15	16	17	18	19
20	21	22	23	24	25	26
27	28	29	30	31		

Grim bin i mas goaoat evri wik

September 2023

S	M	T	W	T	F	S
					1	2
3	4	5	6	7	8	9
10	11	12	13	14	15	16
17	18	19	20	21	22	23
24	25	26	27	28	29	30

Grim bin i mas goaoat evri wik

October 2023

S	M	T	W	T	F	S
	1	2	3	4	5	6
	7	8	9	10	11	12
	13	14	15	16	17	18
	19	20	21	22	23	24
	25	26	27	28	29	30
	31					

Grim bin i mas goaoat evri wik

November 2023

S	M	T	W	T	F	S
				1	2	3
4	5	6	7	8	9	10
11	12	13	14	15	16	17
18	19	20	21	22	23	24
25	26	27	28	29	30	

Grim bin i mas goaoat evri wik

December 2023

S	M	T	W	T	F	S
					1	2
3	4	5	6	7	8	9
10	11	12	13	14	15	16
17	18	19	20	21	22	23
24	25	26	27	28	29	30

Grim bin i mas goaoat evri wik

January 2024

S	M	T	W	T	F	S
31	1	2	3	4	5	6
7	8	9	10	11	12	13
14	15	16	17	18	19	20
21	22	23	24	25	26	27
28	29	30	31			

Grim bin i mas goaoat evri wik

February 2024

S	M	T	W	T	F	S
				1	2	3
4	5	6	7	8	9	10
11	12	13	14	15	16	17
18	19	20	21	22	23	24
25	26	27	28	29		

Grim bin i mas goaoat evri wik

March 2024

S	M	T	W	T	F	S
					1	2
3	4	5	6	7	8	9
10	11	12	13	14	15	16
17	18	19	20	21	22	23
24	25	26	27	28	29	30

Grim bin i mas goaoat evri wik

April 2024

S	M	T	W	T	F	S
31	1	2	3	4	5	6
7	8	9	10	11	12	13
14	15	16	17	18	19	20
21	22	23	24	25	26	27
28	29	30				

Grim bin i mas goaoat evri wik

May 2024

S	M	T	W	T	F	S
				1	2	3
4	5	6	7	8	9	10
11	12	13	14	15	16	17
18	19	20	21	22	23	24
25	26	27	28	29	30	31

Grim bin i mas goaoat evri wik

June 2024

S	M	T	W	T	F	S
						1
2	3	4	5	6	7	8
9	10	11	12	13	14	15
16	17	18	19	20	21	22
23	24	25	26	27	28	29

Grim bin i mas goaoat evri wik

My collection day is:

○ = Public Holiday. Bin collections will be one day later than usual after public holidays.

Your scheduled collection day may be further impacted over the Christmas 2023 and Easter 2024 period. Download the CODC Bin App or visit codc.govt.nz/services/recycling-and-rubbish for more information.